



CATALOGUE 2015/16



albert

Gebrüder Albert GmbH & Co. KG

WE ARE A MEMBER OF:


licht.de

ZVEI:



WE ARE DISPLAYING:

light+building



www.gebr-albert.de

GEBRÜDER ALBERT LEUCHTEN GMBH & CO. KG

Milestones in company history	4
The company	5
Symbols	6
Chapter overview	8

PRODUCTS

Socket columns	13
Project lamps	19
In-ground floodlights	31
Globe lamps	41
Cast aluminium lamps	49
Bicolour lamps	103
Stainless steel lamps	109
Floodlights	153
Country style lamps	181
Letter-boxes	203
Bell plates and house numbers	209
Accessories	213

TECHNICAL APPENDIX

Movement detectors	215
Lamp designation	216
Index	218
B+M Leuchten	224
Terms and conditions	226

Milestones in company history

2014



2014 Award in our anniversary year!
In their first year of participation, a new generation of outdoor LED lights win the prestigious IF Product Design Award.



Take-over of



2013

2013 Focus is on the areas of outdoor lighting, letter-boxes and bell plates. To date, this front door range is enjoying a lot of success



1984

1984 The company captures the sanitary market with a complete range of products for design-orientated bathroom furnishings



1974

1974 With the arrival of Peter Albert in 1970, the outdoor lighting range is continuously expanded.



1966

1966 Management transitions to Toni Albert, and new ranges such as skaters and valves are offered. From 1975, heating valves and thermostatic valves are also offered.



1950

1950 The company headquarters in Menden undergoes significant expansion and is complemented by an office building and other workshop areas. Simultaneously, the production of outdoor lighting is incorporated into the company's range.



1949



1949 The Cologne Spring Fair is a resounding success. The idea of roller skates is the beginning of an hitherto unsuspected, yet successful company development.

1939-1948

1939-1948 During the Second World War, the product range is once more converted to articles for the Wehrmacht. With faster adaptation to the needs of the time, the company survives a tough era, for example by manufacturing valves for oxygen and technical gases, and vents and heating valves in the post-war period.



1909

1909 Company founder Philipp Albert dies shortly before the outbreak of the First World War. With the outbreak of war, the product range is converted to military products. The company begins to produce curb bits, stirrups, bridles, rivets, rings, buckles, carabiner hooks, sword chains and kitbag hooks.



1899

1899 Ten years after its founding, the company acquires private land and builds a spacious factory. Over the next decade, the range of metal products expands to include carpet nails and picture hooks, bag and furniture fittings, and buttonhole fasteners and tie sets. 1864



1864



1864 Young manufacturer Philipp Albert takes over a company that produces nails for coffins and horse whips. At the headquarters in Menden, he starts out in a space of 30 sqm with just three employees



GEBRÜDER ALBERT LEUCHTEN GMBH & CO. KG

Gebrüder Albert GmbH & Co. KG produces a range of outdoor lighting and accessories, and offers products of the highest quality. Since our foundation in we have been producing high quality hardware. We see ourselves as manufacturers, and in the 1950s we specialised in the manufacture of lighting for outdoor use. We have everything available to us that we need to manufacture our goods, from our own aluminium foundries to a machine park equipped with laser technology.

Our technical know-how and many years of experience in designing and manufacturing high-quality lighting enables us to produce a wide range of sophisticated and efficient lighting solutions. Our top priority is the painstaking selection of materials and careful processing. The main constituents of our products are manufactured from stainless steel and seawater-resistant cast aluminium. Combined with constant quality controls and the latest technology, this guarantees long-lasting products "made in Germany", where every detail has been carefully thought out.

Our designs, which we dream up ourselves, are often protected by trademarks, design patents or utility patents. Sometimes working hand-in-hand with customers, our lighting experts develop technically demanding specialist lighting solutions. Their artistic creativity knows almost no limits.

Due to the high proportion of in-house production and the flexibility this allows us, we are also able to address individual customer requirements. In this way, products concepts arise which, taking into account technological innovations, subsequently feed into future developments.

Intelligent lighting solutions is one of the topics of the future for the lighting industry. This is where Albert Leuchten has set its course, and is happy to help you with the implementation and planning of complex lighting systems.

We look forward to being your partners in light!

GEBRÜDER ALBERT – PROGRESS THROUGH CHANGE

We offer the guarantee of high-quality, technically solid and visually compelling outdoor lighting and accessories. Over the preceding decades, our awareness of traditional values, our 100% "made in Germany" promise and our technical innovations have ensured that our company is a reliable partner. All our products are technically cutting edge and offer extensive usage possibilities. In order to distinguish more clearly the technical features of our different lights, we have added symbols to the representations in our catalogue.



LED-Technology

We have been using LED lighting for years. In our designs, we exclusively use high quality LED modules with high efficiency, long life, good colour rendering, and high luminous flux. We generally manufacture lights with a warm white colour temperature of 3000 K. A white colour temperature of 4000 K is also available on request. The necessary converters and LED elements are integrated into our products. Thus, our lights are designed for direct connection to 230 V, 50 Hz. The values given for light tone and luminous flux are typical average values. As these values may deviate slightly for manufacturing reasons, we cannot guarantee the same light tone and luminous flux values for reorders. In our catalogue, these lights are marked with the symbol displayed here.



Interchangeable LEDs

Under normal conditions of use, our LED components enjoy a lifespan of many years. However, if at any time you require a replacement: easy! For LED lights shown with this symbol, with a small amount of skill and standard tools, you can replace the LED circuit board yourself. We guarantee to provide a technically equivalent substitute for the coming years.



Interchangeable ALBERT LEDs

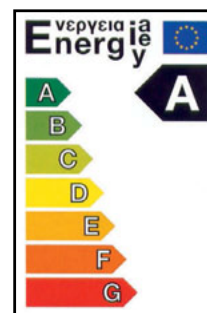
Under normal conditions of use, our electronic components are designed to offer a lifespan of many years, however should you have any technical problems with our LED components: we are here to help! ALBERT is a manufacturer, and we produce our lights in our own factory. This means that we can repair your lights even after a few years. Please get in touch with your dealer, or contact us directly and we can discuss how to proceed.



Replaceable bulbs

Many of our lights with conventional sockets can alternatively be fitted with energy-saving bulbs or retrofitted with LED bulbs. We always specify the maximum bulb wattage that should be fitted in the lamp's accompanying documents. Please take into account the performance level of replacement bulbs, and ensure that the bulb output is in accordance with the table we have provided. We cannot accept liability for the luminous efficiency or lifespan of replacement bulbs. Lights that are suitable for retrofitting are indicated by the symbol displayed here.

Incandescent lamps	Halogen-Eco-lamps	Energy saving lamps	LED-Retrofit	LED-Retrofit
average Life	average Life	average Life	average Life	average Life
1 000 h	2 000 h	10 000 h	25 000 h	30 000 h
40 W →	28 W →	7 W	5 W	6 W
60 W →	42 W →	11 W	9 W	11 W
75 W →	52 W →	15 W	10 W	12 W
100 W →	70 W →	20 W	18 W	17 W
150 W →	105 W →	30 W	25 W	-





Replaceable reflector bulbs

Depending on the environmental conditions, a large number of our spotlights can be retrofitted with LED bulbs instead of the halogen reflector bulbs that were originally designed for them. Please observe the relevant technical specifications of the bulb manufacturer in all cases. Please understand that we do not take responsibility for the technical specifications provided by bulb manufacturers. Due to the diversity of manufacturers and types of bulb, we cannot make any statements on the thermal behaviour of retrofit bulbs of in our models. We always provide the bulb size and the maximum wattage that should be fitted in our lights. Please use the lamp light output specifications we provide to orientate yourself in accordance with the existing halogen mounting. Lights that are suitable for retrofitting are indicated by the symbol displayed here.



Energy-saving and LED retrofit bulbs

For many years, we have continuously developed new lights, which are designed as standard for use with modern energy-saving bulbs or the latest LED retrofit bulbs. Ensure that you read our advice on "Replaceable bulbs" above. We have marked lights of this kind with the symbol displayed here to make them more easily visible.



External dimmers

In the lights marked which do not have built-in dimmers, light intensity can be externally adjusted via a phase dimmer. You will find all the necessary information in our operating and installation instructions.



Movement detector wall lights and bollards

Energy consumption only when needed! Our lights with integrated movement detectors allow you to set the illumination time as well as the level of darkness that triggers the movement detector. The sensor contacts are always attached to the mains, so you are able to add more lights or movement detectors in parallel. For more information about technology and handling, please refer to the technical appendix. The movement detector is available in two versions.



Type 1



Type 2



Type 1



Type 2



AC/DC

Our light fixtures are equipped as standard with all the necessary operating equipment to enable connection to the conventional power grid at 230V / 50Hz. Lights marked with AC/DC can also be operated on a DC power supply operated.



Upper and lower light

The light fixture has an upper light for indirect illumination above the mounting surface and a lower light for direct illumination of the surface.



Rotatable illuminant

The illuminant is mounted to allow rotation. Thus, the direction of the light can be individually adjusted according to requirements.



Degree of protection

Our lights are protected against direct contact and foreign bodies (first reference number) and moisture/water (second reference number) by their housing. The degree of protection indicates the suitability for various environmental conditions and is specified by us in accordance with IEC 60 529 (EN 60 529).

Socket columns



P. 14



P. 14



P. 14



P. 15



P. 16



P. 16



P. 17



P. 17



P. 18



P. 18

Project lamps



P. 21



P. 21



P. 23



P. 23



P. 24



P. 24



P. 25



P. 25



P. 25



P. 26



P. 27



P. 28



P. 29



P. 29

In-ground floodlights



P. 32



P. 32



P. 32



P. 33



P. 33



P. 34



P. 34



P. 35



P. 37



P. 38



P. 39



P. 39



P. 40



P. 40



P. 40



P. 40

Globe lamps



P. 42



P. 42



P. 42



P. 42



P. 42



P. 43



P. 43



P. 44



P. 44



P. 44



P. 44



P. 44



P. 44



P. 44



P. 44



P. 45



P. 45



P. 45



P. 46



P. 46



P. 47



P. 47



P. 47



P. 47



P. 48



P. 48



P. 48



P. 48

Aluminium lamps

 P. 50	 P. 50	 P. 51	 P. 51	 P. 53	 P. 53	 P. 54	 P. 54	 P. 56	 P. 56
 P. 57	 P. 57	 P. 59	 P. 59	 P. 59	 P. 60	 P. 61	 P. 63	 P. 63	 P. 64
 P. 64	 P. 65	 P. 65	 P. 66	 P. 67	 P. 67	 P. 68	 P. 68	 P. 70	 P. 72
 P. 73	 P. 74	 P. 75	 P. 77	 P. 77	 P. 78	 P. 79	 P. 80	 P. 81	 P. 81
 P. 82	 P. 82	 P. 82	 P. 82	 P. 83	 P. 84	 P. 84	 P. 85	 P. 86	 P. 87
 P. 87	 P. 88	 P. 89	 P. 90	 P. 91	 P. 91	 P. 92	 P. 92	 P. 93	 P. 93
 P. 94	 P. 95	 P. 95	 P. 95	 P. 96	 P. 96	 P. 97	 P. 97	 P. 98	 P. 98
 P. 98	 P. 99	 P. 99	 P. 100	 P. 100	 P. 101	 P. 101	 P. 102	 P. 102	 P. 102

Bicolour lamps

 P. 105	 P. 105	 P. 106	 P. 106	 P. 106	 P. 107	 P. 107	 P. 108	 P. 108	 P. 108
---	---	---	---	---	---	--	---	---	---

Stainless steel lamps



P. 110



P. 111



P. 112



P. 113



P. 113



P. 114



P. 115



P. 115



P. 115



P. 116



P. 116



P. 117



P. 117



P. 118



P. 118



P. 118



P. 119



P. 120



P. 120



P. 121



P. 121



P. 122



P. 123



P. 123



P. 124



P. 124



P. 125



P. 126



P. 126



P. 127



P. 127



P. 129



P. 129



P. 129



P. 131



P. 131



P. 132



P. 132



P. 133



P. 133



P. 133



P. 134



P. 135



P. 135



P. 136



P. 137



P. 137



P. 138



P. 139



P. 139



P. 140



P. 141



P. 141



P. 142



P. 142



P. 143



P. 143



P. 144



P. 144



P. 145



P. 145



P. 146



P. 147



P. 147



P. 147



P. 148



P. 148



P. 149



P. 149



P. 149



P. 150



P. 151



P. 151



P. 151



P. 152



P. 152

Letter-boxes



Bell plates and House numbers





P. 14



P. 14



P. 14



P. 15



P. 16



P. 16



P. 17




P. 17



P. 18



P. 18



SOCKET COLUMNS



Socket columns with spike

IP 44

with 2 resp. 4 shockproof sockets
cast aluminium and aluminium
profile
with 2,5 m cable and plug

- Available on request with more sockets and switch combinations.

Art.-No.	Inserts	Colour
662103	2-units	black
662104	4-units	black

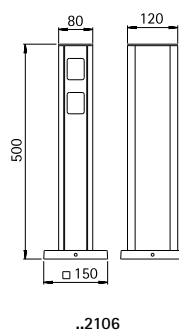
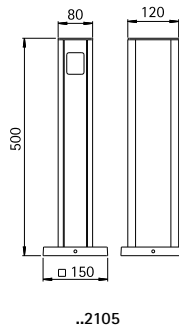


Socket Columns


IP 44

with 2 resp. 4 shockproof sockets
cast aluminium and aluminium
profile
with main supply connection
terminals 4 x 4[□]
ready for connection
with mounting plate

- Available on request with more sockets and switch combinations.



Art.-No.	Inserts	Colour
662105	2-units	black
682105	2-units	white
690010	appropriate sunk pedestal	
662106	4-units	black
682106	4-units	white
690010	appropriate sunk pedestal	



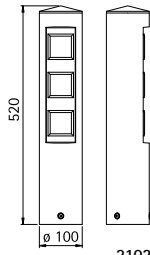
Socket Columns

with 3 shockproof sockets
with main supply connection
terminals 4 x 4²
ready for connection
with mounting plate

IP 44

■ Available on request with more sockets and switch combinations.

Art.-No.	Inserts	Colour
652102	3-units	brown-brass
662102	3-units	black
682102	3-units	white
692102	3-units	silver
690010	appropriate sunk pedestal	



..2102



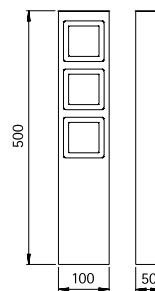


Socket Columns

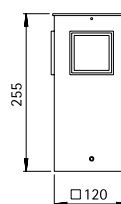
IP44

with 3 resp. 4 shockproof sockets
 stainless steel
 with main supply connection
 terminals
 3 x 2,5² ready for connection
 with mounting plate made of cast
 aluminium

■ Available on request with more
 sockets and switch combinations.



..2107



..2119



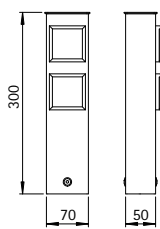
Art.-No.	Inserts	Material
Socket Columns		
692107	3-units	StSt
692119	4-units	StSt
690010	appropriate sunk pedestal	



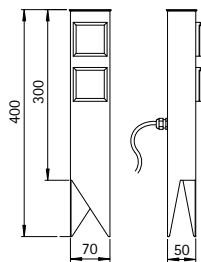
Socket Column
Socket Column
with spike

IP 44

with 2 shockproof sockets
stainless steel
with main supply connection
terminals
3 x 2,5 \square ready for connection
with mounting plate made of cast
aluminium
resp. on spike with 2,5 m cable
and plug



..2200



..3300



Art.-No.	Inserts	Material
Socket Column		
692200	2-units	StSt
Socket column with spike		
693300	2-units	StSt

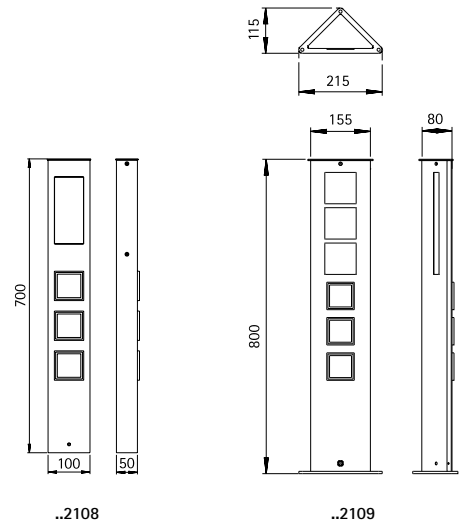
Light columns

IP 44

with 2 shockproof sockets and
1 on/off switch
for fluorescent lamps TC-D
respectively TC-S
stainless steel
with mounting plate
..2108 made of cast aluminium
..2108 opal glass
..2109 white acryl glass

For installation on a foundation.

■ Available on request with more sockets and switch combinations.



Art.-No.	Inserts	Base	EEL	Material
692109	1 x TC-S 11 W	G23	A	StSt
692108	1 x TC-D 18 W	G24d-2	B	StSt





P. 21



P. 21



P. 23



P. 23



P. 24



P. 24



P. 25



P. 25



P. 25



P. 26



P. 27



P. 28



P. 29



P. 29



PROJECT LAMPS



**Vario III
Wall and Pole top
lamps**




with LED, lightcolour warmwhite, 3000 K, with integrated converter AC/DC

pole top lamps for pole top \varnothing 76 mm or mounting on a wall slewable 0° to 45° in 15° steps
main supply via plug connection
cast aluminium and stainless steel
safety glass

- For illumination of streets, pavements and squares conformable to EN 13201
Recommended distance: 4,5 x height.

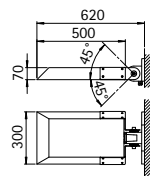
- A corner plate is available on request for the wall lamps.



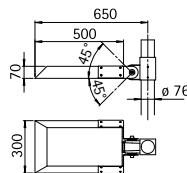
Art.-No.	Lamp	Luminous flux	EEL	Colour
Floodlights				
Wall lamps				
620310	1 x LED 56,6 W	3800 lm	A+	anthracite
660310	1 x LED 56,6 W	3800 lm	A+	black

Pole top lamps 1-unit				
620843	1 x LED 56,6 W	3800 lm	A+	anthracite
660843	1 x LED 56,6 W	3800 lm	A+	black
Pole top lamps 2-units				
620844	2 x LED 56,6 W	each 3800 lm	A+	anthracite
660844	2 x LED 56,6 W	each 3800 lm	A+	black

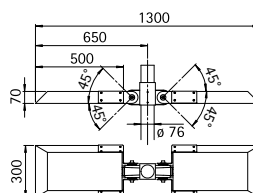
Art.-No.	Lamp	Luminous flux	EEL	Colour
Street lamps				
Wall lamps				
620308	1 x LED 56,6 W	3800 lm	A+	anthracite
660308	1 x LED 56,6 W	3800 lm	A+	black
Pole top lamps 1-unit				
620880	1 x LED 56,6 W	3800 lm	A+	anthracite
660880	1 x LED 56,6 W	3800 lm	A+	black
Pole top lamps 2-units				
620807	2 x LED 56,6 W	each 3800 lm	A+	anthracite
660807	2 x LED 56,6 W	each 3800 lm	A+	black



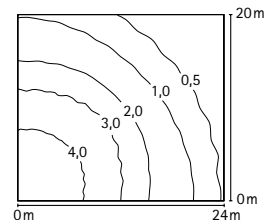
..0308, ..0310



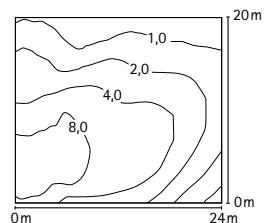
..0880, ..0843



..0807, ..0844



..0310, ..0843



..0308, ..0880

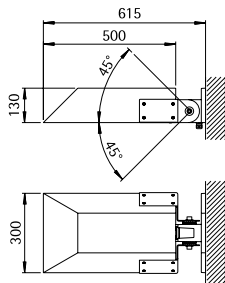


Vario II
Wall and
Pole top lamps

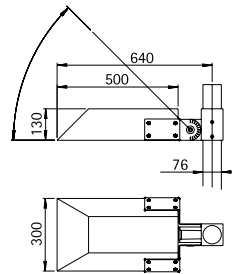


for high pressure discharged lamps
HIT/ HME/ HST resp.
compact fluorescent lamps TC-TEL
for pole top $\varnothing = 76$ mm or
mounting on a wall
slewable 0° to 45° in 15° steps
main supply via plug connection
cast aluminium and stainless steel
reflector made of anodised pure
aluminium
safety glass

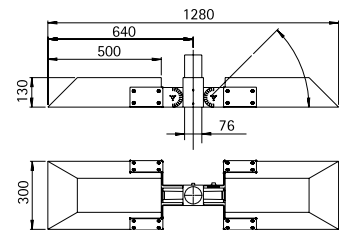
■ A corner plate is available on request
for the wall lamps.



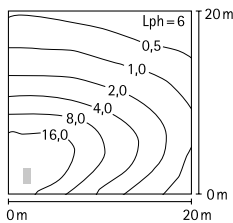
Wall lamps



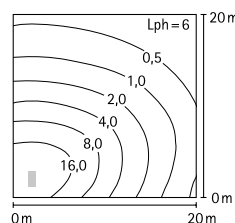
1-unit



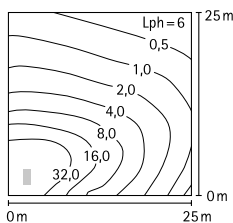
2-units



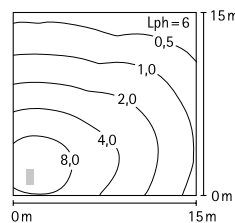
..0890



..0891

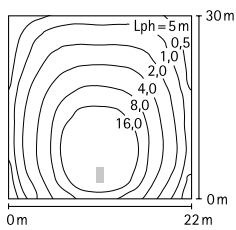


..0892

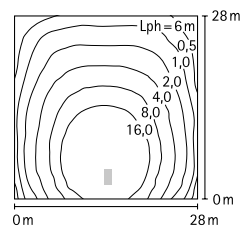


..0893

Art.-No.	Lamp	Base	EEL	Colour
Street lighting for one-sided based lamps				
Wall lamps				
660302	1 x HST-MF/HIT-CE 70 W	E27	A+	black
660303	1 x HME 80/125 W	E27	B	black
660304	1 x HST/HIT-CE 150 W	E40	A+	black
660305	1 x TC-TEL 42 W	GX24q-4	B	black
Pole top lamps 1-unit				
660890	1 x HST-MF/HIT-CE 70 W	E27	A+	black
660891	1 x HME 80/125 W	E27	B	black
660892	1 x HST/HIT-CE 150 W	E40	A+	black
660893	1 x TC-TEL 42 W	GX24q-4	B	black
Pole top lamps 2-units				
660896	2 x HST-MF/HIT-CE 70 W	E27	A+	black
660897	2 x HME 80/125 W	E27	B	black
660898	2 x HST/HIT-CE 150 W	E40	A+	black
660899	2 x TC-TEL 42 W	GX24q-4	B	black

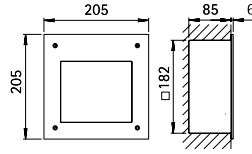


..0894

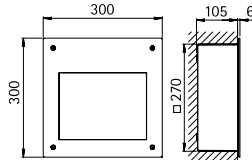


..0895

Art.-No.	Lamp	Base	EEL	Colour
Floodlights for two-sided based lamps				
Wall lamps				
660306	1 x HIT-DE/HST-DE 70 W	RX7s	A+	black
660307	1 x HIT-DE/HST-DE 150 W	RX7s	A+	black
Pole top lamps 1-unit				
660894	1 x HIT-DE/HST-DE 70 W	RX7s	A+	black
660895	1 x HIT-DE/HST-DE 150 W	RX7s	A+	black
Pole top lamps 2-units				
660300	2 x HIT-DE/HST-DE 70 W	RX7s	A+	black
660301	2 x HIT-DE/HST-DE 150 W	RX7s	A+	black



..0262



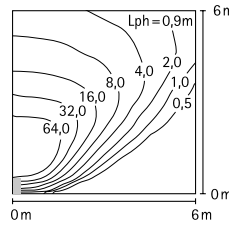
..0264

Wall recessed floodlight

IP44

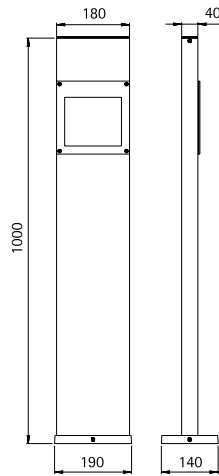
for metal halide lamps HIT resp. compact fluorescent lamps TC-TEL
stainless steel
reflector made of anodised pure aluminium
patterned safety glass
insert hole:

- ..0262 182 x 182 x 85 mm
- ..0264 270 x 270 x 105 mm
- ..0264 with electronic ballast



..0262

Art.-No.	Lamp	Base	EEl	Material
for metal halide lamps HIT				
690262	1 x HIT-TC-CE 35 W	G8,5	A+	StSt
for compact fluorescent lamps TC-TEL				
690264	1 x TC-TEL 32 W	GX24q-3	B	StSt



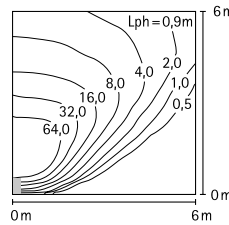
..2271

Bollard floodlight

IP44


for metal halide lamps HIT with electronic ballast
aluminium and stainless steel
reflector made of anodised pure aluminium
patterned safety glass

■ Available on request for different lamps.



..2271

Art.-No.	Lamp	Base	EEl	Material / colour
Bollard floodlight				
622271	1 x HIT-TC-CE 35 W	G8,5	A+	StSt / anthracite
690011	appropriate sunk pedestal			



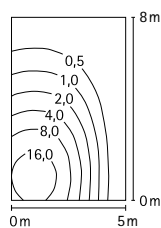


Wall and Pole lamps

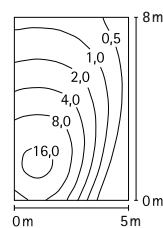


with LED, lightcolour warmwhite, 3000K, with integrated converter AC/DC, cast aluminium and aluminium profile with mounting plate mat etched glass 90° slewable in 15° steps

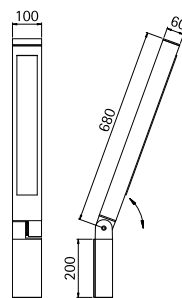
■ Available on request with lightcolour 4000 K, white.



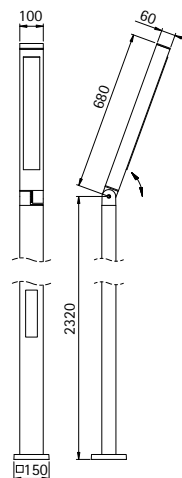
lamp housing 0°



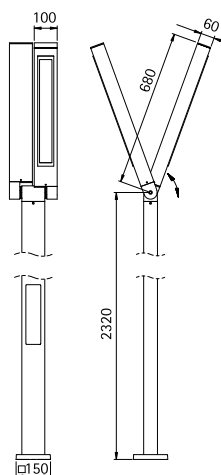
lamp housing 30°



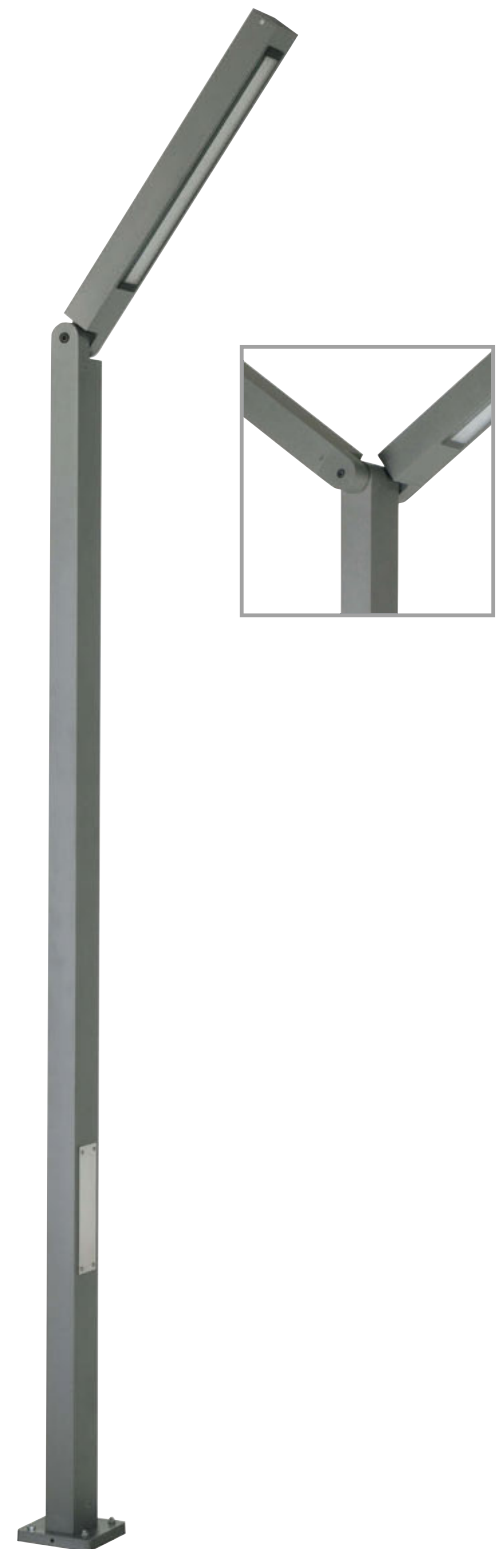
..0318



..0845



..0848



Art.-No.	Lamp	Luminous flux	EEL	Colour
Wall lamps				
620318	1 x LED 21,6 W	1890 lm	A	anthracite
660318	1 x LED 21,6 W	1890 lm	A	black
680318	1 x LED 21,6 W	1890 lm	A	white
690318	1 x LED 21,6 W	1890 lm	A	silver
Pole top lamps 1-unit				
620845	1 x LED 21,6 W	1890 lm	A	anthracite
660845	1 x LED 21,6 W	1890 lm	A	black
680845	1 x LED 21,6 W	1890 lm	A	white
690845	1 x LED 21,6 W	1890 lm	A	silver
690011	appropriate sunk pedestal			
Pole top lamps 2-units				
620848	2 x LED 21,6 W	each 1890 lm	A	anthracite
660848	2 x LED 21,6 W	each 1890 lm	A	black
680848	2 x LED 21,6 W	each 1890 lm	A	white
690848	2 x LED 21,6 W	each 1890 lm	A	silver
690011	appropriate sunk pedestal			

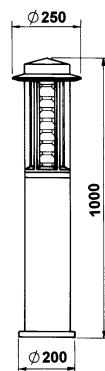


Bollard lamps

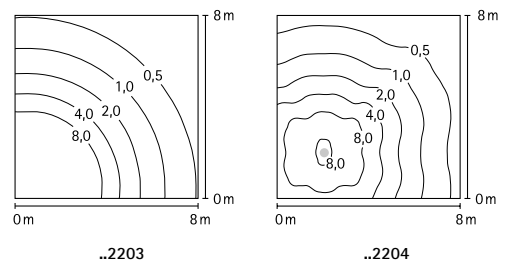


with LED, lightcolour warmwhite, 3000K, with integrated converter AC/DC bzw. for fluorescent lamps TC-L cast aluminium reflector made of anodised pure aluminium resp. white clear impact resistant acryl glass

■ Recommended distance: 7 m



..2203, ..2204

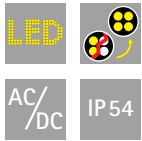


Art.-No.	Lamp	Luminous flux	EEL	Colour
with LED				
662203	1 x LED 25 W	2100 lm	A+	black
690010	appropriate sunk pedestal			
Art.-No.	Lamp	Base	EEL	Colour
for fluorescent lamps TC-L				
662204	1 x TC-L 24 W	2611	B	black
690010	appropriate sunk pedestal			



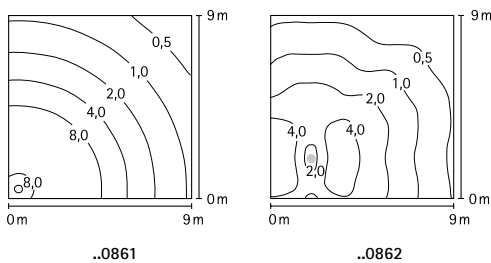

Pole top lamps

slant roof with upper light output

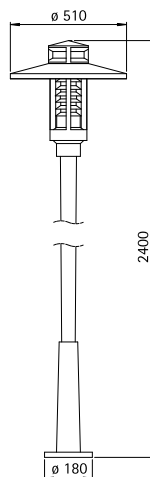


with LED, lightcolour warmwhite, 3000K, with integrated converter AC/DC bzw. for fluorescent lamps TC-L cast aluminium reflector made of anodised pure aluminium resp. white, pole included clear impact resistant acryl glass

- Recommended distance: 12 m
- Bracket extender available on request.



Art.-No.	Lamp	Luminous flux	EEL	Colour
with LED				
660861	1 x LED 25 W	2100 lm	A+	black
690011	appropriate sunk pedestal			
Art.-No.	Lamp	Base	EEL	Colour
for fluorescent lamps TC-L				
660862	1 x TC-L 24 W	2G11	B	black
690011	appropriate sunk pedestal			



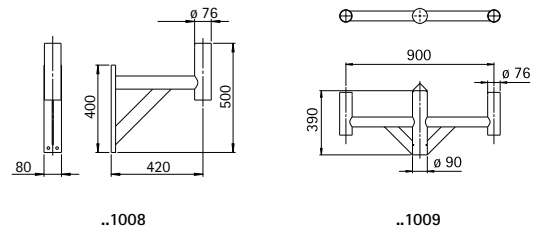
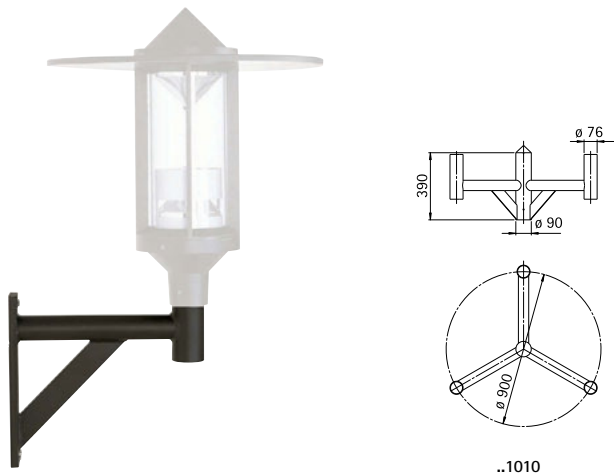
..0861, ..0862



Bracket extender and spreader for pole tops

IP54

for pole top lamps with pole top opening $\varnothing = 76$ mm
made of varnished hot-dip galvanized steel
for mounting on a wall or for pole top $\varnothing = 76$ mm



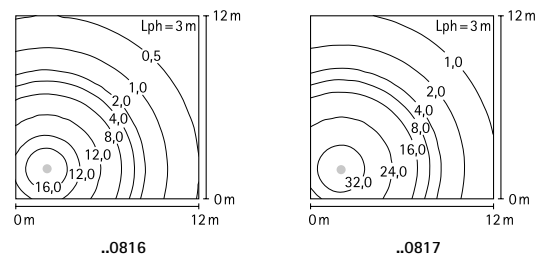
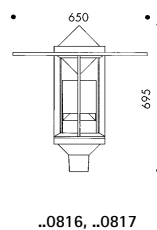
Art.-No.	Mounting	Colour
Bracket		
661008	wall	black
Pole top spreader		
661009	2-units	black
661010	3-units	black

Pole top lamps

IP54

for metal halide lamps HIT
for pole top $\varnothing = 76$ mm
cast aluminium, reflector made of anodised pure aluminium
clear impact resistant acryl glass

■ Available on request for different lamps.



Art.-No.	Lamp	Base	EEL	Colour
for metal halide lamps HIT				
660816	1 x HIT-CE 70 W	G12	A+	black
660817	1 x HIT-CE 150 W	G12	A+	black

Pole top lamps



with LED, lightcolour warmwhite, 3000K, with integrated converter AC/DC bzw.

for fluorescent lamps TC-L

for pole top $\varnothing = 76 \text{ mm}$,

for mounting with

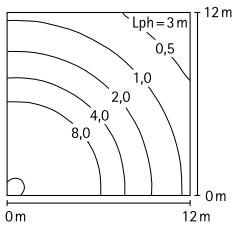
pole tops ..1009, ..1010 resp. bracket ..1008

cast aluminium, reflector made of

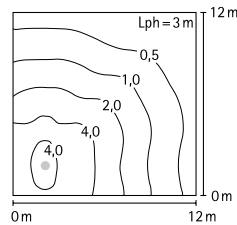
anodised pure aluminium

clear impact resistant acryl glass

■ Recommended distance:
4 x Height



..0809

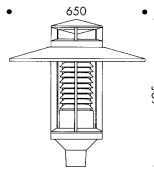


..0813

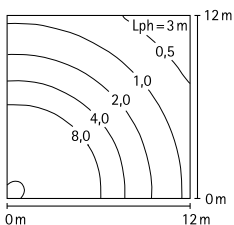
Plane roof with upper light output

Art.-No.	Lamp	Luminous flux	EEL	Colour
1-unit with LED				
660809	1 x LED 52 W	4150 lm	A+	black

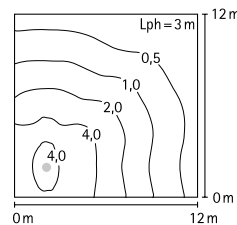
Art.-No.	Lamp	Base	EEL	Colour
1-unit for fluorescent lamps TC-L				
660813	2 x TC-L 24 W	2G11	B	black



..0813



..0808

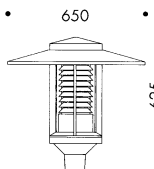


..0810

Plane roof with flat apex

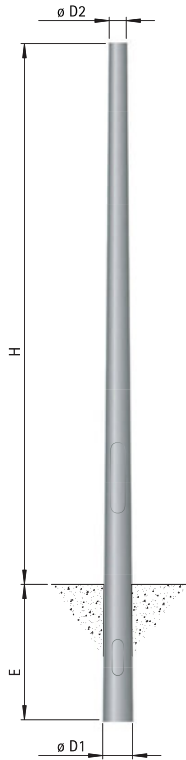
Art.-No.	Lamp	Luminous flux	EEL	Colour
1-unit with LED				
660808	1 x LED 52 W	4150 lm	A+	black

Art.-No.	Lamp	Base	EEL	Colour
1-unit for fluorescent lamps TC-L				
660810	2 x TC-L 24 W	2G11	B	black



..0810





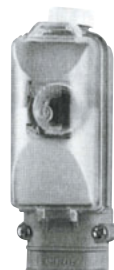
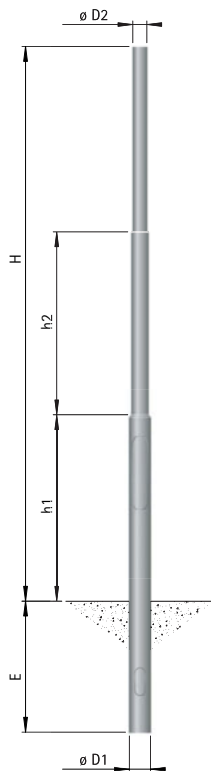
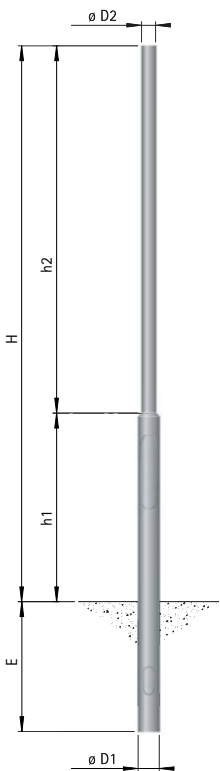
Poles made of steel for

Pole top lamps and Vario-floodlights


height: 3000 – 8000 mm
 pole top $\varnothing = 76$ mm
 hot-dip galvanized, varnished, resp.
 unvarnished
 tapered resp. cylindrical stepped
 with ground unit

Height 3 m to 5 m

Height 6 m to 8 m



Art.-No.	H	D1	D2	E	h1	h2
■ tapered with ground unit						
hot-dip galvanized						
690018	3000	124	76	700		
690019	3500	124	76	700		
690040	4000	124	76	800		
690041	4500	130	76	800		
690042	5000	134	76	800		
690043	6000	151	76	1000		
hot-dip galvanized and varnished						
690020	3000	124	76	700		
690021	3500	124	76	700		
690046	4000	124	76	800		
690047	4500	130	76	800		
690048	5000	134	76	800		
690049	6000	151	76	1000		
■ cylindrical stepped, with ground unit						
hot-dip galvanized						
690022	3000	114	76	700	1000	2000
690023	3500	114	76	700	1000	2500
690060	4000	114	76	800	1500	2500
690061	4500	114	76	800	1500	3000
690062	5000	114	76	800	1500	3500
690063	6000	114	76	1000	1500	1500
690064	7000	114	76	1000	1500	2500
690065	8000	114	76	1000	2000	3000
hot-dip galvanized and varnished						
690024	3000	114	76	700	1000	2000
690025	3500	114	76	700	1000	2500
690066	4000	114	76	800	1500	2500
690067	4500	114	76	800	1500	3000
690068	5000	114	76	800	1500	3500
690069	6000	114	76	1000	1500	1500
690070	7000	114	76	1000	1500	2500
690071	8000	114	76	1000	2000	3000
Junction box for all poles						
690036						



IN-GROUND FLOODLIGHTS

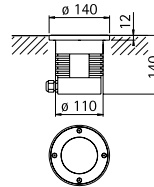


In-ground floodlight

symmetrical

IP67

for tungsten halogen lamps QT 14
 cast aluminium
 flush mounting
 reflector made of anodised pure aluminium
 safety glass clear
 insert hole: \varnothing 110 mm x 140 mm
 surface temperature max. 148 °C
 loading max. 1200 kg



..2171

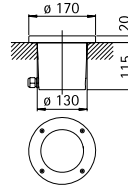


In-ground floodlight

symmetrical

LED IP67

for pressed glass reflector lamps PAR 30
 cast aluminium
 borosilicate glass clear
 insert hole: \varnothing 130 mm x 115 mm
 surface temperature max. 160 °C
 loading max. 120 kg



..2128

Art.-No.	Lamp	Lamp dimensions	Base	EEL	Colour
662128	1x PAR 30 75 W	max. 90 x \varnothing 105 mm	E27	A++ to E	black

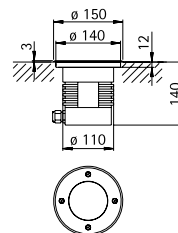


In-ground floodlight

symmetrical

IP67

for tungsten halogen lamps QT 14
 installation housing cast aluminium
 cover made of stainless steel
 reflector made of anodised pure aluminium
 safety glass clear
 insert hole: \varnothing 110 mm x 140 mm
 surface temperature max. 148 °C
 loading max. 1200 kg



..2172

Art.-No.	Lamp	Base	EEL	Material
692172	1x QT 14 60 W	G9	B to E	StSt

In-ground floodlight

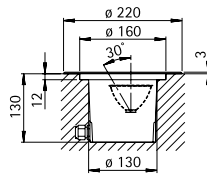
30° slewable

IP 67

for tungsten halogen lamps QT 14
 symmetrical and asymmetrical light
 distribution possible
 installation housing cast aluminium
 cover made of stainless steel
 reflector made of anodised pure
 aluminium
 safety glass clear
 insert hole: \varnothing 130 mm x 130 mm
 surface temperature max. 120 °C
 loading max. 1000 kg

Distance [m]	\varnothing Cube [m]	Illumination [lx]
3,0	1,81	171
2,0	1,21	385
1,0	0,60	1541

..2149 Half beam angle 30°



..2149



Art.-No.	Lamp	Base	EEL	Material
692149	1 x QT 14 60 W	G9	B to E	StSt

In-ground floodlight

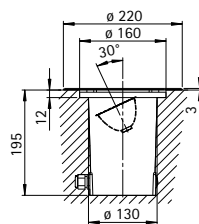
30° slewable

IP 67

for metal halide lamps HIT
 with electronic ballast
 symmetrical and asymmetrical
 light distribution possible
 installation housing cast aluminium
 cover made of stainless steel
 reflector made of anodised pure
 aluminium
 safety glass clear
 insert hole: \varnothing 130 mm x 195 mm
 surface temperature max. 55 °C
 loading max. 1000 kg

Distance [m]	\varnothing Cube [m]	Illumination [lx]
5,0	3,00	100
4,0	2,40	150
3,0	1,80	270
2,0	1,20	620
1,0	0,60	2500

..2132 Half beam angle 30°



..2132



Art.-No.	Lamp	Base	EEL	Material
692132	1 x HIT-TC-CE 20 W	G8,5	A	StSt



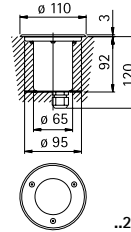

Distance [m]	ø Cube [m]	Illumination [lx]
3,0	0,51	50
2,0	0,34	100
1,0	0,17	395

..2159 Half beam angle 10°

Distance [m]	ø Cube [m]	Illumination [lx]
3,0	0,51	76
2,0	0,34	171
1,0	0,17	684

..2160 Half beam angle 10°

In-ground floodlights
symmetrical



..2159, ..2160

with LED
 ..2159 lightcolour warmwhite, 2950 K
 ..2160 lightcolour white, 6050 K
 with integrated converter AC/DC
 direct connection 230 V, 50 Hz
 stainless steel, with mounting plate
 safety glass clear
 insert hole: ø 95 mm x 120 mm
 surface temperature max. 35 °C
 loading max. 2000 kg

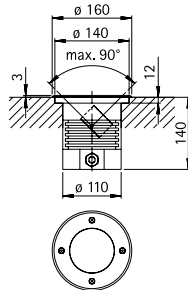
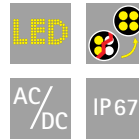
Art.-No.	Lamp	Luminous flux	EEL	Material
692159	1 x LED 1 W	80 lm	A+	StSt
692160	1 x LED 1 W	120 lm	A+	StSt



Distance [m]	ø Cube [m]	Illumination [lx]
3,0	1,32	200
2,0	0,88	450
1,0	0,44	1800

..2175, ..2188 Half beam angle 30°

In-ground floodlights
30° slewable



..2175

■ Available on request
 with half beam angle
 45° or 6°

with LED
 ..2175: lightcolour white, 4000K,
 ..2188: lightcolour warmwhite, 3000 K
 with integrated converter AC/DC
 symmetrical and asymmetrical light
 distribution possible
 installation housing cast aluminium
 cover made of stainless steel,
 safety glass clear
 insert hole: ø 110 mm x 140 mm
 surface temperature max. 35 °C
 loading max. 1200 kg

Art.-No.	Lamp	Luminous flux	EEL	Material
692175	1 x LED 4,5 W	330 lm	A	StSt
692188	1 x LED 4,5 W	330 lm	A	StSt



Foto: Menke, Haren





In-ground floodlight

30° slewable

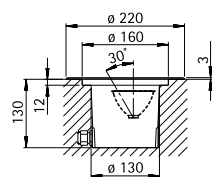


with LED, lightcolour warmwhite, 3000 K
 with integrated converter AC/DC
 symmetrical and asymmetrical light distribution possible
 cast aluminium and stainless steel
 reflector made of anodised pure aluminium
 safety glass clear
 insert hole: \varnothing 130 mm x 130 mm
 surface temperature max. 35 °C
 loading max. 1000 kg



Distance [m]	\varnothing Cube [m]	Illumination [lx]
3,0	1,32	540
2,0	0,88	1220
1,0	0,44	4880

..2179 Half beam angle 30°



..2179

Art.-No.	Lamp	Luminous flux	EEL	Material
In-ground floodlight				
692179	1 x LED 10 W	770 lm	A	StSt



In-ground floodlights

30° slewable



with LED, lightcolour warmwhite, 3000 K
 with integrated converter AC/DC
 symmetrical and asymmetrical light distribution possible
 cast aluminium and stainless steel
 reflector made of anodised pure aluminium
 safety glass clear
 insert hole: \varnothing 215 mm x 205 mm
 surface temperature max. 35 °C
 loading max. 3000 kg

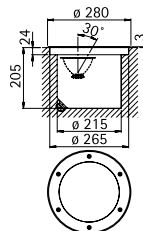


Distance [m]	\varnothing Cube [m]	Illumination [lx]
6,0	3,42	51
4,0	2,28	115
2,0	1,14	462

..2422 Half beam angle 30°

Distance [m]	\varnothing Cube [m]	Illumination [lx]
6,0	3,42	100
4,0	2,28	226
2,0	1,14	903

..2423 Half beam angle 30°



..2422, ..2423

Art.-No.	Lamp	Luminous flux	EEL	Material
In-ground floodlight				
692422	1 x LED 16 W	2240 lm	A+	StSt
692423	1 x LED 32 W	4480 lm	A+	StSt



Foto: Regiocom, Magdeburg

In-ground floodlight

symmetrical

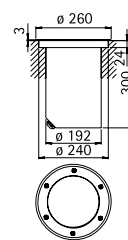
IP67



for metal halide lamps HIT
 installation housing cast aluminium
 cast aluminium and stainless steel
 reflector made of anodised pure
 aluminium
 safety glass clear
 insert hole: \varnothing 192 mm x 300 mm
 surface temperature max. 125 °C
 loading max. 3000 kg
690038 Louvre
690039 Infrared filter to reduce
 the surface temperature by
 approx. 20%

■ For different lamps available:
 HI 35 to 150 W
 TC 10 to 42 W

■ Anti-slip glass, different lamps
 and asymmetrical light output
 are available on request.



..2170

Art.-No.	Lamp	Base	EEL	Material
In-ground floodlight				
692170	1 x HIT-CE 70 W	G12	A+	StSt

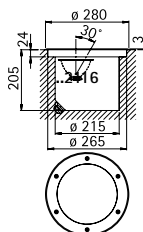
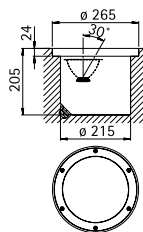
In-ground floodlights

30° slewable

IP 67

for metal halide lamps HIT
 symmetrical and asymmetrical light
 distribution possible
 installation housing cast aluminium
 (flush mounting) resp.
 stainless steel (covered mounting)
 reflector made of anodised pure
 aluminium
 safety glass clear
 insert hole: \varnothing 215 mm x 205 mm
 surface temperature max. 125 °C
 loading max. 3000 kg

- Available on request with half beam angle 40° or 15° and with anti-slip glass.



..2117

Distance [m]	\varnothing Cube [m]	Illumination [lx]
6,0	3,17	83
5,0	2,64	120
4,0	2,11	188
3,0	1,59	334
2,0	1,06	751
1,0		3005

..2117 Half beam angle 30°

Art.-No.	Lamp	Base	EEL	Material / colour
662116	1 x HIT-CE 70 W	G12	A+	black
692117	1 x HIT-CE 70 W	G12	A+	StSt
690037	Louvre			

690037



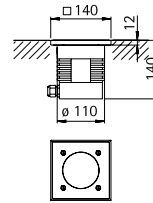
Foto: Menke, Haren



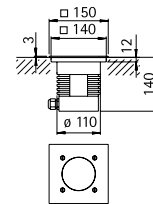
In-ground floodlights

symmetrical

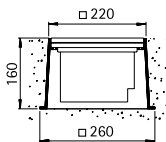
IP67



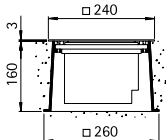
..2173



..2174



..2114



..2115

for tungsten halogen lamps QT 14 resp. metal halide lamps HIT
 installation housing cast aluminium
 cover made of cast aluminium (flush mounting) resp. stainless steel (covered mounting)
 reflector made of anodised pure aluminium
 safety glass clear

..2173, ..2174:
 insert hole: \varnothing 110 mm x 140 mm
 surface temperature max. 148 °C
 loading max. 1200 kg

..2114, ..2115:
 insert hole: \square 260 mm x 160 mm
 surface temperature max. 115 °C
 loading max. 3000 kg

■ Anti-slip glass and equipped for different lamps are available on request.

Art.-No.	Lamp	Base	EEL	Material / colour
for tungsten halogen lamps QT 14				
662173	1x QT 14 60 W	G9	B to E	black
692174	1x QT 14 60 W	G9	B to E	StSt
for metal halide lamps HIT				
662114	1x HIT-CE 70 W	G12	A+	black
692115	1x HIT-CE 70 W	G12	A+	StSt



P. 42



P. 42



P. 42



P. 42



P. 42



P. 43



P. 43



P. 44



P. 44



P. 44



P. 44



P. 44



P. 44



P. 44



P. 44



P. 45



P. 45



P. 45



P. 46



P. 46



P. 47



P. 47



P. 47



P. 47



P. 48



P. 48




P. 48



P. 48

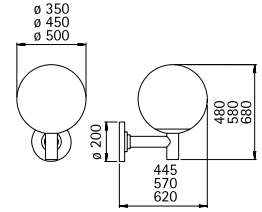



GLOBE LAMPS



Wall lamps

for incandescent lamps
cast aluminium
plastic globe white




..0800 - ..0802

Art.-No.	Lamp	Base	Globe	EEL	Colour
660800	1 x QA 55 77 W	E27	ø 350	A++ to E	black
680800	1 x QA 55 77 W	E27	ø 350	A++ to E	white
660801	1 x QA 60 116 W	E27	ø 450	A++ to E	black
680801	1 x QA 60 116 W	E27	ø 450	A++ to E	white
660802	1 x QA 60 116 W	E27	ø 500	A++ to E	black
680802	1 x QA 60 116 W	E27	ø 500	A++ to E	white

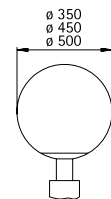


Pole top lamps

for poles $\varnothing = 110$ mm
with pole top $\varnothing = 60$ mm
or for pole top spreader
for incandescent lamps
cast aluminium
plastic globe white



- With a diameter ≥ 350 mm globe lamps are available for different lamps:
TC-TEL 26 to 42 W
TC-D/TC-T 10 to 26 W
HI and HS 70 W



..0850, ..0854, ..0858



Art.-No.	Lamp	Base	Globe	EEL	Colour
1-unit					
660850	1 x QA 55 77 W	E27	ø 350	A++ to E	black
680850	1 x QA 55 77 W	E27	ø 350	A++ to E	white
660854	1 x QA 60 116 W	E27	ø 450	A++ to E	black
680854	1 x QA 60 116 W	E27	ø 450	A++ to E	white
660858	1 x QA 60 116 W	E27	ø 500	A++ to E	black
680858	1 x QA 60 116 W	E27	ø 500	A++ to E	white
appropriate pole top spreader					
661015	2-units				black
681015	2-units				white
appropriate pole top spreader					
661016	3-units				black
681016	3-units				white
appropriate pole top spreader, globe diameter max. ø 450 mm					
661017	4-units				black
681017	4-units				white



Fotos: Hotelanlage Starick, Lehde



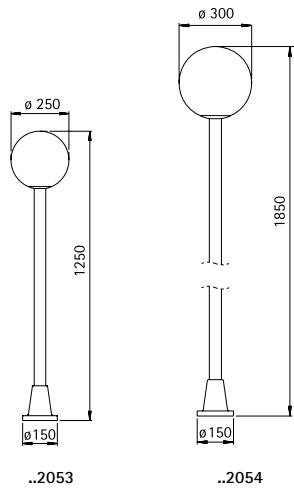
Path- and Pole top lamps

for incandescent lamps
cast aluminium
pole included
crystal glass clear



■ Available on request with opal glass.

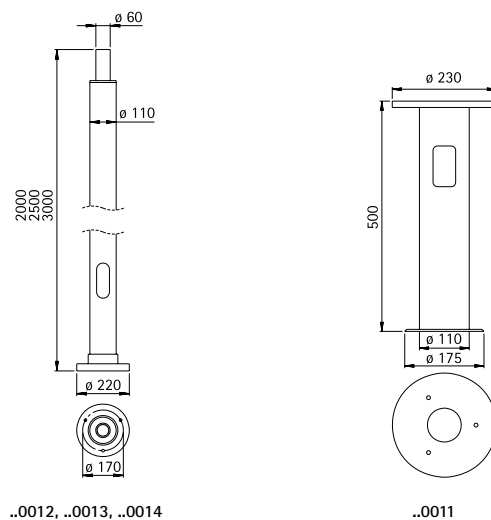
Art.-No.	Lamp	Base	Globe	EEL	Colour
Path lamps					
662053	1 x QA 55 57 W	E27	ø 250	A++ to E	black
682053	1 x QA 55 57 W	E27	ø 250	A++ to E	white
690010	appropriate sunk pedestal				
Pole top lamps					
662054	1 x QA 55 57 W	E27	ø 300	A++ to E	black
682054	1 x QA 55 57 W	E27	ø 300	A++ to E	white
690010	appropriate sunk pedestal				



Poles made of aluminium for globe pole top lamps

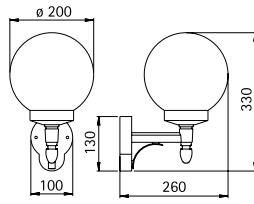

Legth 2000 – 3000 mm
Pole top ø = 60 mm
For installation on a foundation or on the sunk pedestal.
Sunk pedestal and junction box for all poles.

Art.-No.	H	D1	D2	Colour
690012	2000	60	110	black
690013	2500	60	110	black
690014	3000	60	110	black
690011	appropriate sunk pedestal			
Junction box				
690036				



..0012, ..0013, ..0014

..0011



..0698

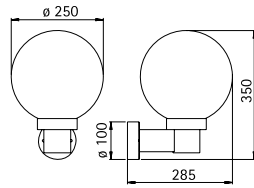
Wall lamps
Pedestal lamps
Path lamps
Bollard lamps

for incandescent lamps
cast aluminium
with mounting plate
blown glass clear

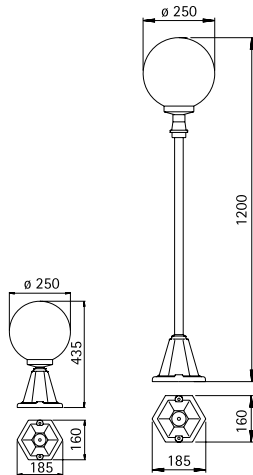


IP 44

■ Available on request
with opal glass.



..0633



..0501

..2003

Art.-No.	Lamp	Base	Globe	EEL	Colour
----------	------	------	-------	-----	--------

Wall lamps

660698	1 x QA 55 57 W	E27	ø 200	A++ to E	black
680698	1 x QA 55 57 W	E27	ø 200	A++ to E	white

.. 1006 appropriate corner plate

660633	1 x QA 55 57 W	E27	ø 250	A++ to E	black
680633	1 x QA 55 57 W	E27	ø 250	A++ to E	white

.. 1005 appropriate corner plate

Pedestal lamps

660501	1 x QA 55 57 W	E27	ø 250	A++ to E	black
680501	1 x QA 55 57 W	E27	ø 250	A++ to E	white
690011	appropriate sunk pedestal				

Path lamps

662003	1 x QA 55 57 W	E27	ø 250	A++ to E	black
682003	1 x QA 55 57 W	E27	ø 250	A++ to E	white
690011	appropriate sunk pedestal				

Pedestal lamps

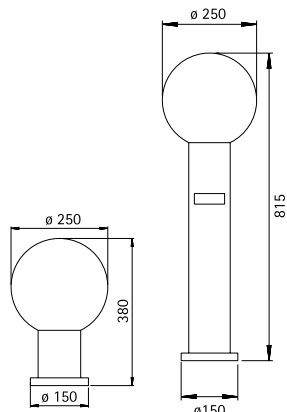
660503	1 x QA 55 57 W	E27	ø 250	A++ to E	black
680503	1 x QA 55 57 W	E27	ø 250	A++ to E	white
690010	appropriate sunk pedestal				

Bollard lamps

662012	1 x QA 55 57 W	E27	ø 250	A++ to E	black
682012	1 x QA 55 57 W	E27	ø 250	A++ to E	white
690010	appropriate sunk pedestal				

Bollard lamps with movement detector (not illustrated)

662010	1 x QA 55 57 W	E27	ø 250	A++ to E	black
682010	1 x QA 55 57 W	E27	ø 250	A++ to E	white
690010	appropriate sunk pedestal				



..0503

..2010, ..2012



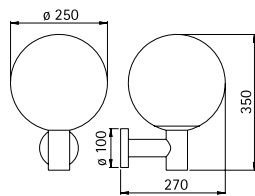
Fotos: Bodenmaier Hof, Bodenmais

Wall lamps
Pedestal lamps

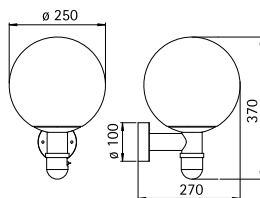


for incandescent lamps
cast aluminium
with mounting plate
crystal glass clear

■ Available on request
with opal glass.

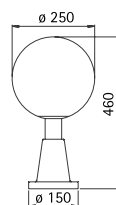


..0639



..0641

Art.-No.	Lamp	Base	Globe	EEL	Colour
Wall lamps					
660639	1 x QA 55 57 W	E27	ø 250	A++ to E	black
680639	1 x QA 55 57 W	E27	ø 250	A++ to E	white
.. 1005	appropriate corner plate				
Wall lamps with movement detector					
660641	1 x QA 55 57 W	E27	ø 250	A++ to E	black
680641	1 x QA 55 57 W	E27	ø 250	A++ to E	white
.. 1005	appropriate corner plate				
Pedestal lamps					
660538	1 x QA 55 57 W	E27	ø 250	A++ to E	black
680538	1 x QA 55 57 W	E27	ø 250	A++ to E	white
690010	appropriate sunk pedestal				

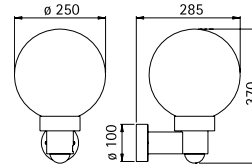



..0538



Wall lamps

for incandescent lamps
cast aluminium
with mounting plate
globe white/opal




..0257

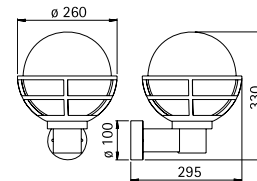
Art.-No.	Lamp	Base	Globe	EEL	Colour
660257	1 x QA 55 57 W	E27	ø 250	A++ to E	black
680257	1 x QA 55 57 W	E27	ø 250	A++ to E	white
..1005	appropriate corner plate				

**Wall lamps
Pedestal lamps
Bollard lamps**

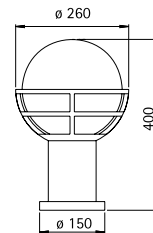
for incandescent lamps
cast aluminium
with mounting plate
opal glass



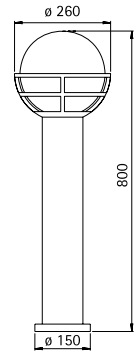
■ Available on request for different lamps.



..0612



..0520



..2030

Art.-No.	Lamp	Base	Globe	EEL	Colour
Wall lamps					
660612	1 x QA 55 57 W	E27	ø 230	A++ to E	black
680612	1 x QA 55 57 W	E27	ø 230	A++ to E	white
..1005	appropriate corner plate				

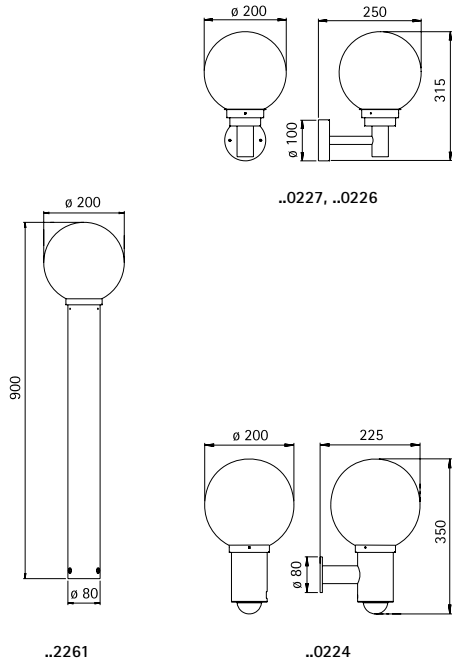
Pedestal lamps					
660520	1 x QA 55 57 W	E27	ø 230	A++ to E	black
680520	1 x QA 55 57 W	E27	ø 230	A++ to E	white
690010	appropriate sunk pedestal				

Bollard lamps					
662030	1 x QA 55 57 W	E27	ø 230	A++ to E	black
682030	1 x QA 55 57 W	E27	ø 230	A++ to E	white
690010	appropriate sunk pedestal				

Wall lamps
Bollard lamp



for incandescent lamps
stainless steel
..0227, ..0226 and ..2261 with
mounting plate
opal glass resp. blown glass clear




Art.-No.	Lamp	Base	Globe	EEL	Material
Wall lamp, opal glass					
690227	1 x QA 55 57 W	E27	ø 200	A++ to E	StSt
691004	appropriate corner plate				
Wall lamp, blown glass clear					
690226	1 x QA 55 57 W	E27	ø 200	A++ to E	StSt
691004	appropriate corner plate				
Wall lamp with movement detector, opal glass					
690224	1 x QA 55 57 W	E27	ø 200	A++ to E	StSt
691003	appropriate corner plate				
Bollard lamp, blown glass clear					
692261	1 x QA 55 57 W	E27	ø 200	A++ to E	StSt
690010	appropriate sunk pedestal				



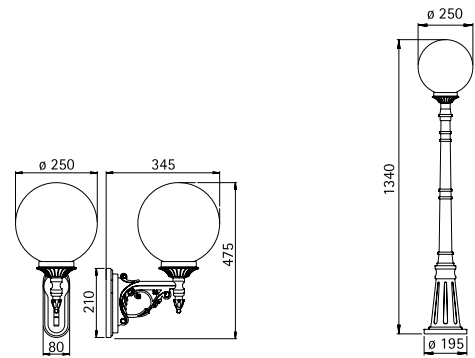


Wall lamps
Path lamps
Pole top lamps



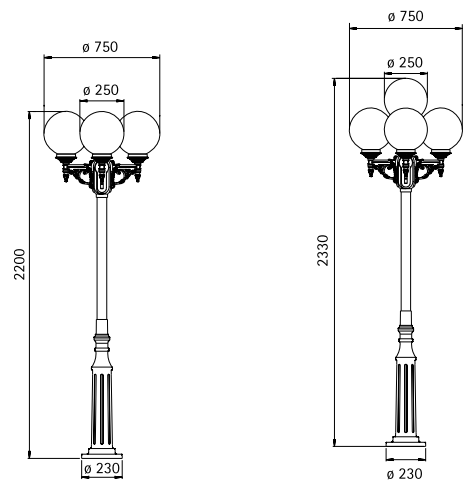
for incandescent lamps
cast aluminium
with mounting plate
pole top lamps pole included
opal glass

■ Available on request with blown glass.



..0609

..2014



..2050

..2051

Art.-No.	Lamp	Base	Globe	EEL	Colour
Wall lamps					
600609	1 x QA 55 57 W	E27	ø 250	A++ to E	black-silver
670609	1 x QA 55 57 W	E27	ø 250	A++ to E	white-gold
.. 1007	appropriate corner plate				
Path lamps					
602014	1 x QA 55 57 W	E27	ø 250	A++ to E	black-silver
672014	1 x QA 55 57 W	E27	ø 250	A++ to E	white-gold
690010	appropriate sunk pedestal				
Pole top lamps 3-units					
602050	3 x QA 55 57 W	E27	ø 250	A++ to E	black-silver
672050	3 x QA 55 57 W	E27	ø 250	A++ to E	white-gold
690011	appropriate sunk pedestal				
Pole top lamps 4-units					
602051	4 x QA 55 57 W	E27	ø 250	A++ to E	black-silver
672051	4 x QA 55 57 W	E27	ø 250	A++ to E	white-gold
690011	appropriate sunk pedestal				



CAST ALUMINIUM LAMPS

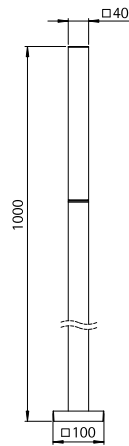


Wall lamps
Bollard lamps
Lamps with spike

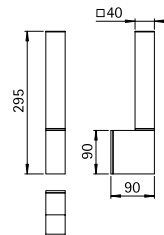


with LED, lightcolour warmwhite, 3000 K, with integrated converter AC/DC
aluminium
with mounting plate
lamps with spike with 2,5 m cable and plug
acrylic glass clear, satinised inside

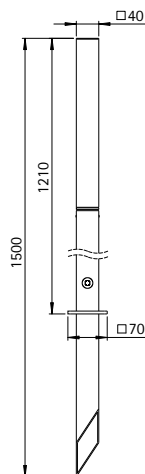
■ **Recommended distance:**
Bollard lamp 4 m



..2236





..0336



..2436

Art.-No.	Lamp	Luminous flux	EEL	Colour
Wall lamps				
620336	1 x LED 5 W	400 lm	A+	anthracite
660336	1 x LED 5 W	400 lm	A+	black
680336	1 x LED 5 W	400 lm	A+	white
690336	1 x LED 5 W	400 lm	A+	silver
Bollard lamps				
622236	1 x LED 10 W	770 lm	A+	anthracite
662236	1 x LED 10 W	770 lm	A+	black
682236	1 x LED 10 W	770 lm	A+	white
692236	1 x LED 10 W	770 lm	A+	silver
690010	appropriate sunk pedestal			
Lamps with spike				
622436	1 x LED 10 W	770 lm	A+	anthracite
662436	1 x LED 10 W	770 lm	A+	black
682436	1 x LED 10 W	770 lm	A+	white
692436	1 x LED 10 W	770 lm	A+	silver

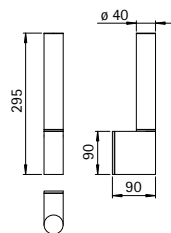


Wall lamps
Bollard lamps
Lamps with spike

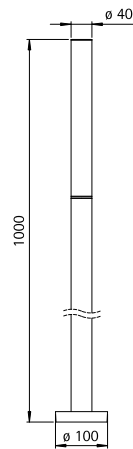


with LED, lightcolour warmwhite, 3000 K, with integrated converter AC/DC
aluminium
with mounting plate
lamps with spike with 2,5 m cable and plug
acrylic glass clear, satinised inside

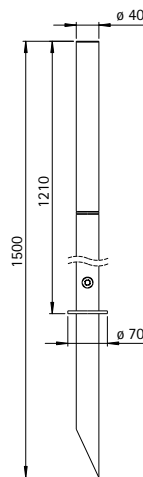
■ Recommended distance:
Bollard lamp 4 m



..0337



..2237



..2437

Art.-No.	Lamp	Luminous flux	EEl	Colour
Wall lamps				
620337	1 x LED 5 W	400 lm	A+	anthracite
660337	1 x LED 5 W	400 lm	A+	black
680337	1 x LED 5 W	400 lm	A+	white
690337	1 x LED 5 W	400 lm	A+	silver
Bollard lamps				
622237	1 x LED 10 W	770 lm	A+	anthracite
662237	1 x LED 10 W	770 lm	A+	black
682237	1 x LED 10 W	770 lm	A+	white
692237	1 x LED 10 W	770 lm	A+	silver
690010	appropriate sunk pedestal			
Lamps with spike				
622437	1 x LED 10 W	770 lm	A+	anthracite
662437	1 x LED 10 W	770 lm	A+	black
682437	1 x LED 10 W	770 lm	A+	white
692437	1 x LED 10 W	770 lm	A+	silver



Konet, Herzlake



Haus an der Alster, Hamburg

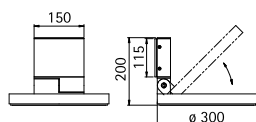
Wall lamps
Bollard lamps
Pole top lamps



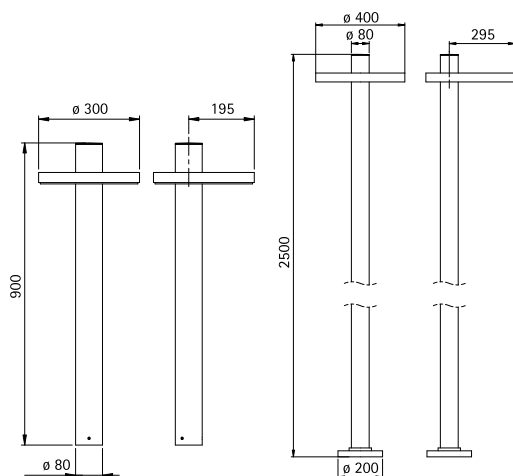
with LED, lightcolour warmwhite, 3000 K
cast aluminium and aluminiumprofile with mounting plate
wall lamp 90° continuously slewable
pole top lamp pole included
mat etched glass

- Recommended distance:
Bollard lamp 5 m
Pole top lamp 15 m

- Available on request with lightcolour white, 4000 K.




..0210



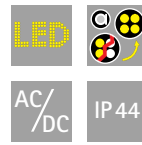
..2093

..0864

Art.-No.	Lamp	Luminous flux	EEL	Colour
Wall lamps				
620210	1 x LED 16 W	1600 lm	A+	anthracite
660210	1 x LED 16 W	1600 lm	A+	black
680210	1 x LED 16 W	1600 lm	A+	white
690210	1 x LED 16 W	1600 lm	A+	silver
Bollard lamps				
622093	1 x LED 16 W	1600 lm	A+	anthracite
662093	1 x LED 16 W	1600 lm	A+	black
682093	1 x LED 16 W	1600 lm	A+	white
692093	1 x LED 16 W	1600 lm	A+	silver
690010	appropriate sunk pedestal			
Pole top lamps				
620864	1 x LED 30 W	2600 lm	A	anthracite
660864	1 x LED 30 W	2600 lm	A	black
680864	1 x LED 30 W	2600 lm	A	white
690864	1 x LED 30 W	2600 lm	A	silver
690011	appropriate sunk pedestal			

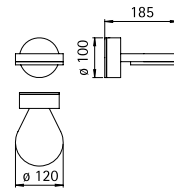


**Wall lamps
Bollard lamps**

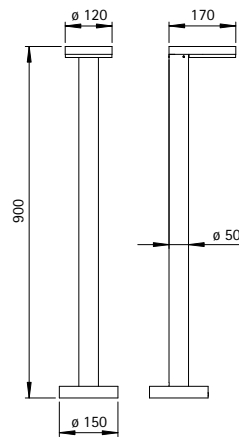


with LED, lightcolour warmwhite, 3000 K, with integrated converter AC/DC
cast aluminium
with mounting plate
acrylic glass satiné,
safety glass clear

■ Recommended distance:
Bollard lamp 7 m




..0230



..2230



Art.-No.	Lamp	Luminous flux	EEL	Colour
Wall lamps				
620230	1 x LED 5 W	400 lm	A+	anthracite
660230	1 x LED 5 W	400 lm	A+	black
680230	1 x LED 5 W	400 lm	A+	white
690230	1 x LED 5 W	400 lm	A+	silver
Bollard lamps				
622230	1 x LED 10 W	770 lm	A+	anthracite
662230	1 x LED 10 W	770 lm	A+	black
682230	1 x LED 10 W	770 lm	A+	white
692230	1 x LED 10 W	770 lm	A+	silver
690010	appropriate sunk pedestal			



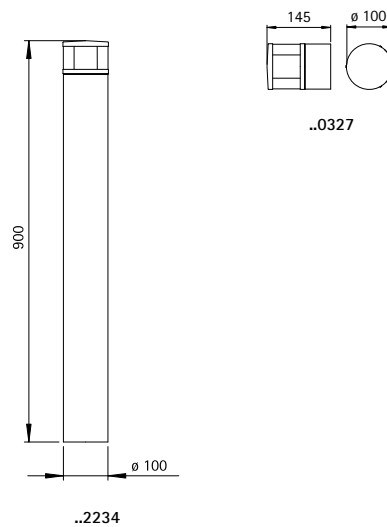


Wall lamps
Bollard lamps


with LED, lightcolour warmwhite, 3000 K, with integrated converter AC/DC
cast aluminium
with mounting plate
acrylic glass clear, satinised glass



■ **Recommended distance:**
Bollard lamp 6 m



Art.-No.	Lamp	Luminous flux	EEL	Colour
Wall lamps				
620327	1 x LED 5 W	400 lm	A+	anthracite
660327	1 x LED 5 W	400 lm	A+	black
680327	1 x LED 5 W	400 lm	A+	white
690327	1 x LED 5 W	400 lm	A+	silver
Bollard lamps				
622234	1 x LED 10 W	770 lm	A+	anthracite
662234	1 x LED 10 W	770 lm	A+	black
682234	1 x LED 10 W	770 lm	A+	white
692234	1 x LED 10 W	770 lm	A+	silver
690010	appropriate sunk pedestal			

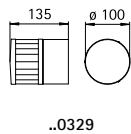
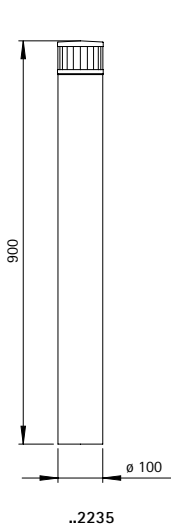


Wall, Ceiling and Pedestal lamps
Bollard lamps




with LED, lightcolour warmwhite, 3000 K, with integrated converter AC/DC
cast aluminium
with mounting plate
Wall lamp: concave glass Savoy
Bollard lamp: additional satinised glass

■ Recommended distance:
Bollard lamp 6 m



Art.-No.	Lamp	Luminous flux	EEL	Colour
Wall, Ceiling and Pedestal lamps				
620329	1 x LED 5 W	400 lm	A+	anthracite
660329	1 x LED 5 W	400 lm	A+	black
680329	1 x LED 5 W	400 lm	A+	white
690329	1 x LED 5 W	400 lm	A+	silver
Bollard lamps				
622235	1 x LED 10 W	770 lm	A+	anthracite
662235	1 x LED 10 W	770 lm	A+	black
682235	1 x LED 10 W	770 lm	A+	white
692235	1 x LED 10 W	770 lm	A+	silver
690010	appropriate sunk pedestal			



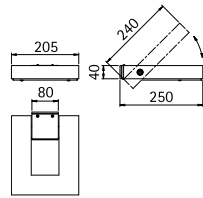
Wall lamps
Bollard lamps
Pole top lamps



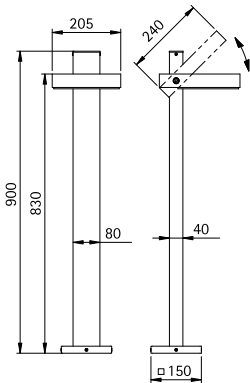
with LED, lightcolour warmwhite, 3000 K
cast aluminium and aluprofile
with mounting plate
wall and bollard lamp 120°
continuously slewable
pole top lamp pole included
mat etched glass

- Recommended distance:
Bollard lamp 5 m
Pole top lamp 15 m

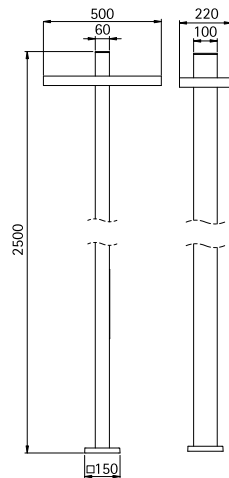
- Available on request with
lightcolour white, 4000 K.



..0219




..2091



..0863

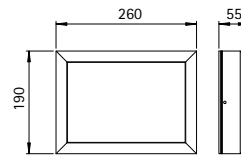


Art.-No.	Lamp	Luminous flux	EEL	Colour
Wall lamps				
620219	1 x LED 16 W	1600 lm	A+	anthracite
660219	1 x LED 16 W	1600 lm	A+	black
680219	1 x LED 16 W	1600 lm	A+	white
690219	1 x LED 16 W	1600 lm	A+	silver
Bollard lamps				
622091	1 x LED 16 W	1600 lm	A+	anthracite
662091	1 x LED 16 W	1600 lm	A+	black
682091	1 x LED 16 W	1600 lm	A+	white
692091	1 x LED 16 W	1600 lm	A+	silver
690010	appropriate sunk pedestal			
Pole top lamps				
620863	1 x LED 35 W	3050 lm	A	anthracite
660863	1 x LED 35 W	3050 lm	A	black
680863	1 x LED 35 W	3050 lm	A	white
690863	1 x LED 35 W	3050 lm	A	silver
690011	appropriate sunk pedestal			



Wall lamps
Ceiling lamps

with LED, lightcolour warmwhite,
3000 K, dimmable
cast aluminium
with mounting plate
acrylic glass satiné



..6403

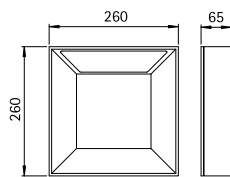
Art.-No.	Lamp	Luminous flux	EEl	Colour
Wall and Ceiling lamps				
626403	1 x LED 16 W	1600 lm	A+	anthracite
666403	1 x LED 16 W	1600 lm	A+	black
686403	1 x LED 16 W	1600 lm	A+	white
696403	1 x LED 16 W	1600 lm	A+	silver



Wall lamps



with LED, lightcolour warmwhite, 3000 K, dimmable
 cast aluminium
 with mounting plate
 opal glass




..6406

Art.-No.	Lamp	Luminous flux	EEl	Colour
Wall lamps				
626406	1 x LED 8 W	880 lm	A+	anthracite
666406	1 x LED 8 W	880 lm	A+	black
686406	1 x LED 8 W	880 lm	A+	white
696406	1 x LED 8 W	880 lm	A+	silver

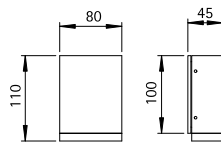


Wall lamps
Bollard lamps

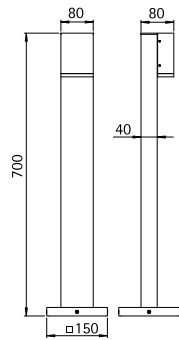


with LED, lightcolour warmwhite, 3000 K, with integrated converter AC/DC
cast aluminium
with mounting plate
acrylic glass satiné
safety glass clear

- Recommended distance:
Bollard lamp 5 m



..0325



..2065

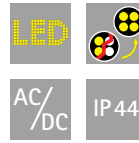


Art.-No.	Lamp	Luminous flux	EEL	Colour
Wall lamps				
620325	1 x LED 3 W	330 lm	A++	anthracite
660325	1 x LED 3 W	330 lm	A++	black
680325	1 x LED 3 W	330 lm	A++	white
690325	1 x LED 3 W	330 lm	A++	silver
Bollard lamps				
622065	1 x LED 3 W	330 lm	A++	anthracite
662065	1 x LED 3 W	330 lm	A++	black
682065	1 x LED 3 W	330 lm	A++	white
692065	1 x LED 3 W	330 lm	A++	silver
690010	appropriate sunk pedestal			



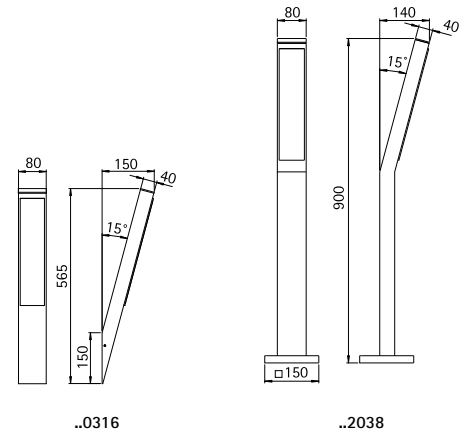


**Wall lamps
Bollard lamps**



with LED, lightcolour warmwhite, 3000 K, with integrated converter AC/DC
cast aluminium and aluprofile with mounting plate
mat etched glass

■ **Recommended distance:**
Bollard lamp 4 m



Art.-No.	Lamp	Luminous flux	EEL	Colour
Wall lamps				
620316	1 x LED 14,4 W	1080 lm	A	anthracite
660316	1 x LED 14,4 W	1080 lm	A	black
680316	1 x LED 14,4 W	1080 lm	A	white
690316	1 x LED 14,4 W	1080 lm	A	silver
Bollard lamps				
622038	1 x LED 14,4 W	1080 lm	A	anthracite
662038	1 x LED 14,4 W	1080 lm	A	black
682038	1 x LED 14,4 W	1080 lm	A	white
692038	1 x LED 14,4 W	1080 lm	A	silver
690010	appropriate sunk pedestal			



Reha Klinik Höchstent, Bad Saulgau



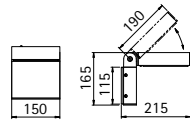
Fuchs, Meibenheim

Wall lamps
Bollard lamps

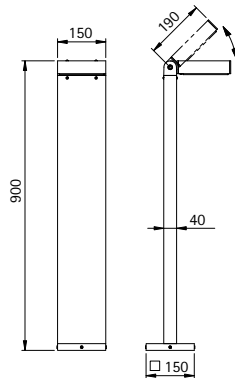


with LED, lightcolour warmwhite, 3000 K
cast aluminium and aluprofile
with mounting plate
90° continuously slewable
mat etched glass

■ Recommended distance:
Bollard lamp 4 m



..0211



..2096

Art.-No.	Lamp	Luminous flux	EEL	Colour
Wall lamps				
620211	1 x LED 16 W	1600 lm	A+	anthracite
660211	1 x LED 16 W	1600 lm	A+	black
680211	1 x LED 16 W	1600 lm	A+	white
690211	1 x LED 16 W	1600 lm	A+	silver
Bollard lamps				
622096	1 x LED 16 W	1600 lm	A+	anthracite
662096	1 x LED 16 W	1600 lm	A+	black
682096	1 x LED 16 W	1600 lm	A+	white
692096	1 x LED 16 W	1600 lm	A+	silver
690010	appropriate sunk pedestal			

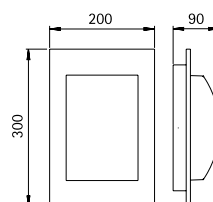


Wall lamps
Ceiling lamps

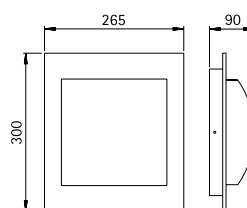
for incandescent lamps
cast aluminium
with mounting plate
opal glass



LED Available on request
with LED 10 W (770 lm,
3000 K, warmwhite) for power
supply 230 V, 50 Hz.



..6208



..6209

Art.-No.	Lamp	Base	EEL	Colour
666208	1 x QA 55 57 W	E27	A++ to E	black
686208	1 x QA 55 57 W	E27	A++ to E	white
696208	1 x QA 55 57 W	E27	A++ to E	silver
666209	1 x QA 55 57 W	E27	A++ to E	black
686209	1 x QA 55 57 W	E27	A++ to E	white
696209	1 x QA 55 57 W	E27	A++ to E	silver

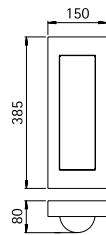


**Wall lamps
Ceiling lamps
Bollard lamps**

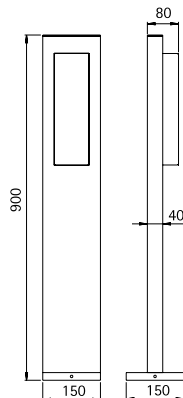
with LED, lightcolour warmwhite, 3000 K, with integrated converter AC/DC resp. for fluorescent lamps TC-L
cast aluminium
with mounting plate
opal glass



■ Recommended distance:
Bollard lamp 4 m



..6210, ..6310



..2000, ..3000



Art.-No.	Lamp	Luminous flux	EEl	Colour
----------	------	---------------	-----	--------

Wall and Ceiling lamps with LED

666310	1 x LED 5,8 W	430 lm	A+	black
686310	1 x LED 5,8 W	430 lm	A+	white

Bollard lamps with LED

663000	1 x LED 7,8 W	580 lm	A+	black
683000	1 x LED 7,8 W	580 lm	A+	white
690010	appropriate sunk pedestal			

Art.-No.	Lamp	Base	EEl	Colour
----------	------	------	-----	--------

Wall and Ceiling lamps


666210	1 x TC-L 18 W	2G11	B	black
686210	1 x TC-L 18 W	2G11	B	white

Bollard lamps

662000	1 x TC-L 18 W	2G11	B	black
682000	1 x TC-L 18 W	2G11	B	white
690010	appropriate sunk pedestal			

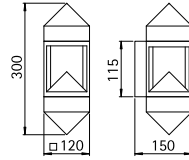
Wall lamps
Pedestal lamps
Bollard lamps

for tungsten halogen lamps QT-DE 12
cast aluminium
with mounting plate
borosilicate glass clear

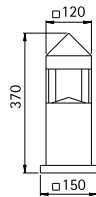


■ Recommended distance:
Base- and Bollard lamp 4 m

LED Available on request
with LED 10 W (770 lm,
3000 K, warmwhite) for power
supply 230 V, 50 Hz.

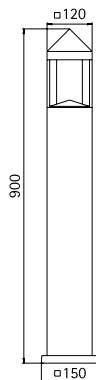


..0618



..0523

Art.-No.	Lamp	Lamp length	Base	EEL	Colour
Wall lamps					
660618	1 x QT-DE 12 80 W	74,9 mm	R7s	B to E	black
680618	1 x QT-DE 12 80 W	74,9 mm	R7s	B to E	white
Pedestal lamps					
660523	1 x QT-DE 12 80 W	74,9 mm	R7s	B to E	black
680523	1 x QT-DE 12 80 W	74,9 mm	R7s	B to E	white
690010	appropriate sunk pedestal				
Bollard lamps					
662016	1 x QT-DE 12 80 W	74,9 mm	R7s	B to E	black
682016	1 x QT-DE 12 80 W	74,9 mm	R7s	B to E	white
690010	appropriate sunk pedestal				



..2016

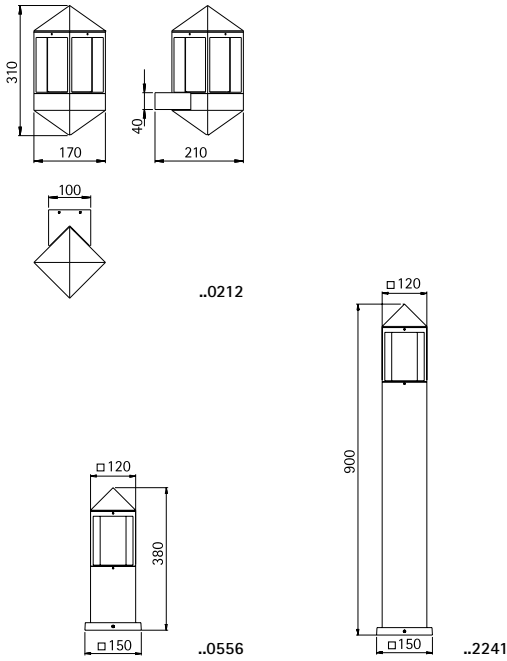


Wall lamps
Pedestal lamps
Bollard lamps

for incandescent lamps
cast aluminium
with mounting plate
opal glass

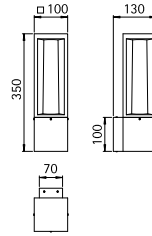


■ Recommended distance:
Base- and Bollard lamp 5 m

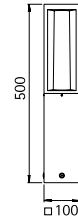


Art.-No.	Lamp	Base	EEL	Colour
Wall lamps				
660212	1 x QA 55 57 W	E27	A++ to E	black
680212	1 x QA 55 57 W	E27	A++ to E	white
Pedestal lamps				
660556	1 x QA 55 57 W	E27	A++ to E	black
680556	1 x QA 55 57 W	E27	A++ to E	white
690010	appropriate sunk pedestal			
Bollard lamps				
662241	1 x QA 55 57 W	E27	A++ to E	black
682241	1 x QA 55 57 W	E27	A++ to E	white
690010	appropriate sunk pedestal			





..0213



..0508



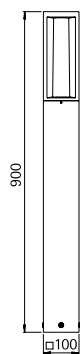
Foto: Hilton, Mainz

Wall lamps
Pedestal lamps
Bollard lamps



for energy saving lamps (ESL)
TC-DSE resp. LED-Retrofit
cast aluminium
with mounting plate
opal glass

- Recommended distance:
Pedestal and Bollard lamp 5 m
- Advice:
For use with these lamps we
recommend the LED-Retrofit,
see p. 217, Art.-No. 90750309.



..2266



Art.-No.	Lamp	Lamp dimensions	Base	EEL	Colour
Wall lamps					
660213	1 x ESL / LED-Retrofit max. 20 W	max. ø 55 x 250 mm	E27	A++ to B	black
680213	1 x ESL / LED-Retrofit max. 20 W	max. ø 55 x 250 mm	E27	A++ to B	white
690213	1 x ESL / LED-Retrofit max. 20 W	max. ø 55 x 250 mm	E27	A++ to B	silver
Pedestal lamps					
660508	1 x ESL / LED-Retrofit max. 20 W	max. ø 55 x 250 mm	E27	A++ to B	black
680508	1 x ESL / LED-Retrofit max. 20 W	max. ø 55 x 250 mm	E27	A++ to B	white
690508	1 x ESL / LED-Retrofit max. 20 W	max. ø 55 x 250 mm	E27	A++ to B	silver
690010	appropriate sunk pedestal				
Bollard lamps					
662266	1 x ESL / LED-Retrofit max. 20 W	max. ø 55 x 250 mm	E27	A++ to B	black
682266	1 x ESL / LED-Retrofit max. 20 W	max. ø 55 x 250 mm	E27	A++ to B	white
692266	1 x ESL / LED-Retrofit max. 20 W	max. ø 55 x 250 mm	E27	A++ to B	silver
690010	appropriate sunk pedestal				



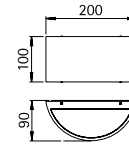
Wall lamps

with double-sided light output

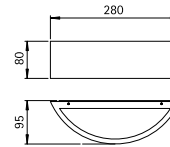


with LED, lightcolour warmwhite, 3000 K, with integrated converter AC/DC resp. for tungsten halogen lamps QT 14, compact fluorescent lamps TC-D
cast aluminium
with mounting plate
opal glass

■ Available on request with one-sided light output.



..6347, ..6147



..6322, ..6222

Art.-No.	Lamp	Luminous flux	EEL	Colour
with LED				
666347	2 x LED 5,8 W	each 430 lm	A+	black
686347	2 x LED 5,8 W	each 430 lm	A+	white
696347	2 x LED 5,8 W	each 430 lm	A+	silver
666322	2 x LED 7,8 W	each 580 lm	A+	black
686322	2 x LED 7,8 W	each 580 lm	A+	white
696322	2 x LED 7,8 W	each 580 lm	A+	silver

Art.-No.	Lamp	Base	EEL	Colour
for tungsten halogen lamps				
666147	1 x QT 14 60 W	G9 B to E	black	
686147	1 x QT 14 60 W	G9	B to E	white
696147	1 x QT 14 60 W	G9	B to E	silver
for compact fluorescent lamps				
666222	1 x TC-D 18 W	G24d-2	B	black
686222	1 x TC-D 18 W	G24d-2	B	white
696222	1 x TC-D 18 W	G24d-2	B	silver



Wall lamps

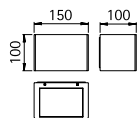
with double-sided
light output



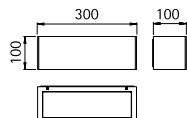
IP 44

with LED, lightcolour warmwhite,
3000 K, with integrated
converter AC/DC resp.
for tungsten halogen lamps
QT 14 or compact fluorescent
lamps TC-D
cast aluminium
with mounting plate
opal glass

■ Available on request with
one-sided light output.



..6367, ..6167



..6368, ..6168



Art.-No.	Lamp	Luminous flux	EEL	Colour
with LED				
666367	2 x LED 5,8 W	each 430 lm	A+	black
686367	2 x LED 5,8 W	each 430 lm	A+	white
696367	2 x LED 5,8 W	each 430 lm	A+	silver
666368	2 x LED 7,8 W	each 580 lm	A+	black
686368	2 x LED 7,8 W	each 580 lm	A+	white
696368	2 x LED 7,8 W	each 580 lm	A+	silver

Art.-No.	Lamp	Base	EEL	Colour
for tungsten halogen lamps				
666167	1 x QT 14 60 W	G9	B to E	black
686167	1 x QT 14 60 W	G9	B to E	white
696167	1 x QT 14 60 W	G9	B to E	silver
for compact fluorescent lamps				
666168	1 x TC-D 26 W	G24d-3	B	black
686168	1 x TC-D 26 W	G24d-3	B	white
696168	1 x TC-D 26 W	G24d-3	B	silver

Wall lamps

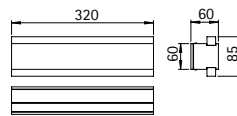

with double-sided light output

with LED, lightcolour warmwhite 3000 K, with integrated converter AC/DC
 cast aluminium
 with mounting plate
 acrylic glass clear/satinè



IP44


■ Available on request with one-sided light output.



..0225

Art.-No.	Lamp	Luminous flux	EEL	Colour
Wall lamps with double-sided light output				
620225	2 x LED 6 W	each 490 lm	A+	anthracite
660225	2 x LED 6 W	each 490 lm	A+	black
680225	2 x LED 6 W	each 490 lm	A+	white
690225	2 x LED 6 W	each 490 lm	A+	silver





Wall lamps

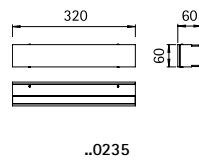
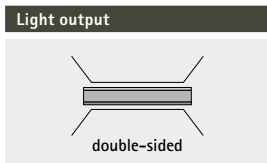
with double-sided light output



IP 44

with LED, lightcolour warmwhite, 3000 K, with integrated converter AC/DC
 cast aluminium
 with mounting plate
 safety glass clear

■ Available on request with one-sided light output.



Art.-No.	Lamp	Luminous flux	EEL	Colour
Wall lamps with double-sided light output				
620235	2 x LED 6 W	each 490 lm	A+	anthracite
660235	2 x LED 6 W	each 490 lm	A+	black
680235	2 x LED 6 W	each 490 lm	A+	white
690235	2 x LED 6 W	each 490 lm	A+	silver





Farbe bicolor: 620311



Farbe bicolor: 622269



Farbe bicolor: 622269

Wall lamps
Pedestal lamps
Bollard lamps

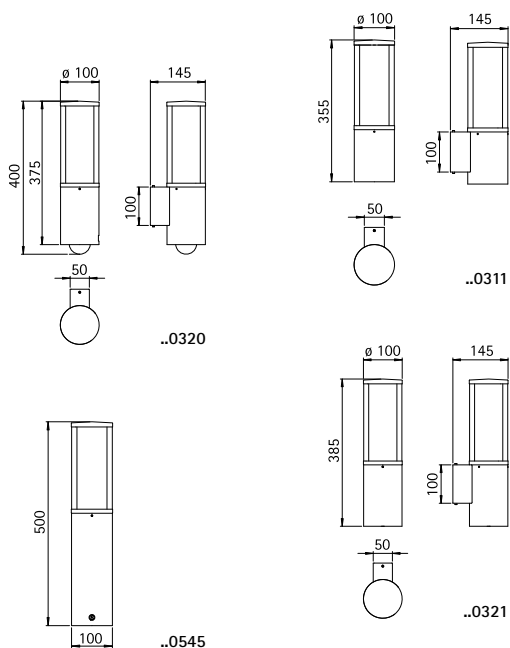


IP 44


for energy saving lamps (ESL)
TC-DSE resp. LED-Retrofit
resp. for additional pressed glass
reflector lamp PAR 16
aluminium
with mounting plate
acrylic and opal glass

■ **Recommended distance:**
Pedestal and Bollard lamp 6 m

■ **Advice:**
For use with these lamps we
recommend the LED-Retrofit,
see p. 217, Art.-No. 90750309.




Art.-No.	Lamp	Lamp dimensions	Base	EEL	Colour
Wall lamps					
660311	1 x ESL / LED-Retrofit max. 20 W	max. \varnothing 55 x 250 mm	E27	A++ to B	black
680311	1 x ESL / LED-Retrofit max. 20 W	max. \varnothing 55 x 250 mm	E27	A++ to B	white
.. 1002	appropriate corner plate				
Wall lamps with movement detector					
660320	1 x ESL / LED-Retrofit max. 20 W	max. \varnothing 55 x 250 mm	E27	A++ to B	black
680320	1 x ESL / LED-Retrofit max. 20 W	max. \varnothing 55 x 250 mm	E27	A++ to B	white
.. 1002	appropriate corner plate				
Wall lamps with additional downlight PAR 16					
660321	1 x ESL / LED-Retrofit max. 20 W	max. \varnothing 55 x 250 mm	E27	A++ to B	black
	1 x PAR 16 50 W	max. \varnothing 50 x 56 mm	GU10	A++ to B	
680321	1 x ESL / LED-Retrofit max. 20 W	max. \varnothing 55 x 250 mm	E27	A++ to B	white
	1 x PAR 16 50 W	max. \varnothing 50 x 56 mm	GU10	A++ to B	
.. 1002	appropriate corner plate				
Pedestal lamps					
660545	1 x ESL / LED-Retrofit max. 20 W	max. \varnothing 55 x 250 mm	E27	A++ to B	black
680545	1 x ESL / LED-Retrofit max. 20 W	max. \varnothing 55 x 250 mm	E27	A++ to B	white
690010	appropriate sunk pedestal				
Bollard lamps					
662269	1 x ESL / LED-Retrofit max. 20 W	max. \varnothing 55 x 250 mm	E27	A++ to B	black
682269	1 x ESL / LED-Retrofit max. 20 W	max. \varnothing 55 x 250 mm	E27	A++ to B	white
690010	appropriate sunk pedestal				
Bollard lamps with movement detector (not illustrated)					
662070	1 x ESL / LED-Retrofit max. 20 W	max. \varnothing 55 x 250 mm	E27	A++ to B	black
682070	1 x ESL / LED-Retrofit max. 20 W	max. \varnothing 55 x 250 mm	E27	A++ to B	white
690010	appropriate sunk pedestal				

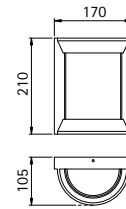


Wall lamps
Ceiling lamps

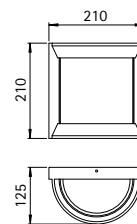
with LED, lightcolour warmwhite, 3000 K, with integrated converter AC/DC resp. for incandescent lamps
cast aluminium
with mounting plate
opal glass



IP44



..6287, ..6387




..6288, ..6388

Art.-No.	Lamp	Luminous flux	EEl	Colour
with LED				
666387	1 x LED 10 W	770 lm	A	black
686387	1 x LED 10 W	770 lm	A	white
696387	1 x LED 10 W	770 lm	A	silver
666388	1 x LED 10 W	770 lm	A	black
686388	1 x LED 10 W	770 lm	A	white
696388	1 x LED 10 W	770 lm	A	silver

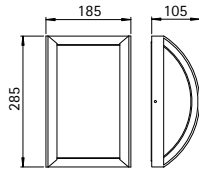
Art.-No.	Lamp	Base	EEl	Colour
for incandescent lamps				
666287	1 x QA 55 57 W	E27	A++ to E	black
686287	1 x QA 55 57 W	E27	A++ to E	white
696287	1 x QA 55 57 W	E27	A++ to E	silver
666288	1 x QA 55 57 W	E27	A++ to E	black
686288	1 x QA 55 57 W	E27	A++ to E	white
696288	1 x QA 55 57 W	E27	A++ to E	silver

Wall lamps
Ceiling lamps



IP 44

with LED, lightcolour warmwhite, 3000 K, with integrated converter AC/DC resp. for incandescent lamps
cast aluminium
with mounting plate
opal glass




..6289, ..6389



Art.-No.	Lamp	Luminous flux	EEL	Colour
with LED				
666389	1 x LED 10 W	770 lm	A	black
686389	1 x LED 10 W	770 lm	A	white
696389	1 x LED 10 W	770 lm	A	silver

Art.-No.	Lamp	Base	EEL	Colour
for incandescent lamps				
666289	1 x QA 55 57 W	E27	A++ to E	black
686289	1 x QA 55 57 W	E27	A++ to E	white
696289	1 x QA 55 57 W	E27	A++ to E	silver



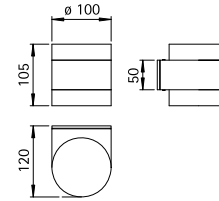


Wall lamps

with LED, lightcolour warmwhite
3000 K, with integrated
converter AC/DC
cast aluminium
with mounting plate
acrylic glass clear/satinè



IP44



..0231



Art.-No.	Lamp	Luminous flux	EEL	Colour
Wall lamps with double-sided light output				
620231	2 x LED 3 W	each 330 lm	A+	anthracite
660231	2 x LED 3 W	each 330 lm	A+	black
680231	2 x LED 3 W	each 330 lm	A+	white
690231	2 x LED 3 W	each 330 lm	A+	silver

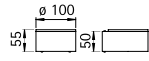
Wall lamps
Bollard lamps



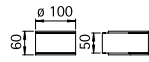
IP 44

with LED, lightcolour warmwhite, 3000 K, with integrated converter AC/DC
with one-sided resp. double-sided light output
cast aluminium
with mounting plate
safety glass satiné

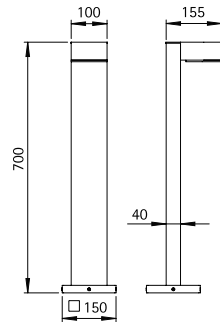
■ Recommended distance:
Bollard lamp 4 m




..0233



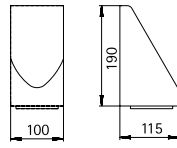
..0234



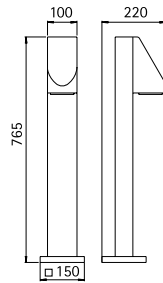
..2228



Art.-No.	Lamp	Luminous flux	EEl	Colour
Wall lamps with one-sided light output				
620233	1 x LED 3 W	330 lm	A+	anthracite
660233	1 x LED 3 W	330 lm	A+	black
680233	1 x LED 3 W	330 lm	A+	white
690233	1 x LED 3 W	330 lm	A+	silver
Wall lamps with double-sided light output				
620234	2 x LED 3 W	each 330 lm	A+	anthracite
660234	2 x LED 3 W	each 330 lm	A+	black
680234	2 x LED 3 W	each 330 lm	A+	white
690234	2 x LED 3 W	each 330 lm	A+	silver
Bollard lamps				
622228	1 x LED 3 W	330 lm	A+	anthracite
662228	1 x LED 3 W	330 lm	A+	black
682228	1 x LED 3 W	330 lm	A+	white
692228	1 x LED 3 W	330 lm	A+	silver
690010	appropriate sunk pedestal			



..0671, ..0672



..2078, ..2082

**Wall lamps
Bollard lamps**

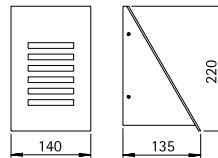


IP43

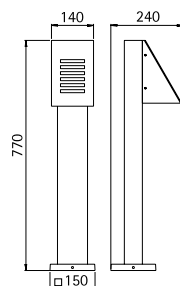
with LED, lightcolour warmwhite, 3000 K resp. for low voltage halogen lamps QR-CB
transformator resp. converter integrated
cast aluminium
with mounting plate,
blown glass clear

Art.-No.	Lamp	Luminous flux	EEL	Colour
Wall lamps with LED				
660671	1 x LED 4,5 W	330 lm	A	black
680671	1 x LED 4,5 W	330 lm	A	white
690671	1 x LED 4,5 W	330 lm	A	silver
Bollard lamps with LED				
662078	1 x LED 4,5 W	330 lm	A	black
682078	1 x LED 4,5 W	330 lm	A	white
692078	1 x LED 4,5 W	330 lm	A	silver
690010	appropriate sunk pedestal			

Art.-No.	Lamp	Base	EEL	Colour
Wall lamps for low voltage halogen lamps				
660672	1 x QR-CB 12V 50 W	GU 5,3	B	black
680672	1 x QR-CB 12V 50 W	GU 5,3	B	white
690672	1 x QR-CB 12V 50 W	GU 5,3	B	silver
Bollard lamps for low voltage halogen lamps				
662082	1 x QR-CB 12V 50 W	GU 5,3	B	black
682082	1 x QR-CB 12V 50 W	GU 5,3	B	white
692082	1 x QR-CB 12V 50 W	GU 5,3	B	silver
690010	appropriate sunk pedestal			



..0692



..2072

**Wall lamps
Bollard lamps**

IP44


for tungsten halogen lamps QT 14
cast aluminium
with mounting plate
opal glass

■ **Recommended distance:
Bollard lamp 3 m**

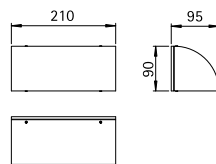
Art.-No.	Lamp	Base	EEL	Colour
Wall lamps				
660692	1 x QT 14 60 W	G9	B to E	black
680692	1 x QT 14 60 W	G9	B to E	white
690692	1 x QT 14 60 W	G9	B to E	silver
Bollard lamps				
662072	1 x QT 14 60 W	G9	B to E	black
682072	1 x QT 14 60 W	G9	B to E	white
692072	1 x QT 14 60 W	G9	B to E	silver
690010	appropriate sunk pedestal			



Wall lamps



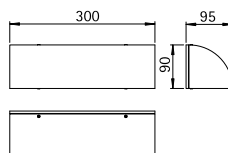
with LED, lightcolour warmwhite, 3000 K, with integrated converter AC/DC resp. for compact fluorescent lamps TC-D cast aluminium with mounting plate opal glass



..0412, ..0312

Art.-No.	Lamp	Luminous flux	EEl	Colour
with LED				
660412	1 x LED 9,6 W	720 lm	A+	black
680412	1 x LED 9,6 W	720 lm	A+	white
690412	1 x LED 9,6 W	720 lm	A+	silver
660414	1 x LED 14,8 W	1120 lm	A+	black
680414	1 x LED 14,8 W	1120 lm	A+	white
690414	1 x LED 14,8 W	1120 lm	A+	silver


Art.-No.	Lamp	Base	EEl	Colour
for fluorescent lamps				
660312	1 x TC-D 18 W	G24d-2	B	black
680312	1 x TC-D 18 W	G24d-2	B	white
690312	1 x TC-D 18 W	G24d-2	B	silver
660314	1 x TC-D 26 W	G24d-3	B	black
680314	1 x TC-D 26 W	G24d-3	B	white
690314	1 x TC-D 26 W	G24d-3	B	silver



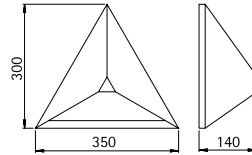
..0414, ..0314

Wall lamps

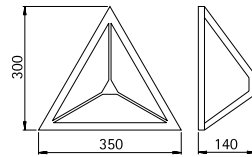
for incandescent lamps
 cast aluminium
 with mounting plate
 opal glass



LED Available on request
 with LED 10 W (770 lm,
 3000 K, warmwhite) for power
 supply 230 V, 50 Hz.



..6041



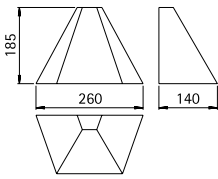
..6040



Art.-No.	Lamp	Base	EEL	Colour
666041	1 x QA 55 57 W	E27	A++ to E	black
686041	1 x QA 55 57 W	E27	A++ to E	white
666040	1 x QA 55 57 W	E27	A++ to E	black
686040	1 x QA 55 57 W	E27	A++ to E	white

Wall lamps

for incandescent lamps
cast aluminium
with mounting plate
satinised glass



..0673

Art.-No.	Lamp	Base	EEL	Colour
660673	1 x QA 55 57 W	E27	A++ to E	black
680673	1 x QA 55 57 W	E27	A++ to E	white
690673	1 x QA 55 57 W	E27	A++ to E	silver



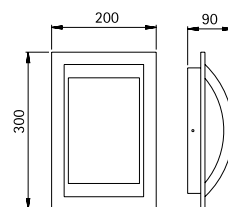


**Wall lamps
Ceiling lamps**

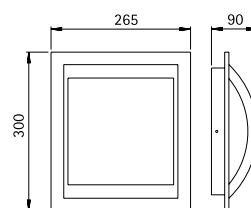
for incandescent lamps
cast aluminium
with mounting plate
opal glass

IP 44

LED Available on request
with LED 10 W (770 lm,
3000 K, warmwhite) for power
supply 230 V, 50 Hz.



..6199



..6202

Art.-No.	Lamp	Base	EEL	Colour
666199	1 x QA 55 57 W	E27	A++ to E	black
686199	1 x QA 55 57 W	E27	A++ to E	white
696199	1 x QA 55 57 W	E27	A++ to E	silver
666202	1 x QA 55 57 W	E27	A++ to E	black
686202	1 x QA 55 57 W	E27	A++ to E	white
696202	1 x QA 55 57 W	E27	A++ to E	silver

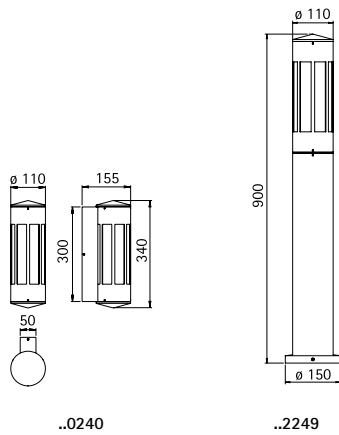
Wall lamps
Bollard lamps



IP 44

for incandescent lamps
cast aluminium
with mounting plate
opal glass

- Recommended distance:
Bollard lamp 6 m
- Advice:
For use with these lamps we
recommend the LED-Retrofit,
see p. 217, Art.-No. 90750309.

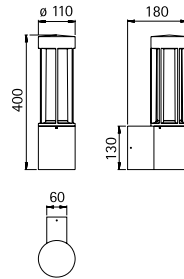


Art.-No.	Lamp	Base	EEL	Colour
Wall lamps				
660240	1 x QA 55 57 W	E27	A++ to E	black
680240	1 x QA 55 57 W	E27	A++ to E	white
690240	1 x QA 55 57 W	E27	A++ to E	silver
Bollard lamps				
662249	1 x QA 55 57 W	E27	A++ to E	black
682249	1 x QA 55 57 W	E27	A++ to E	white
692249	1 x QA 55 57 W	E27	A++ to E	silver
690010	appropriate sunk pedestal			
Bollard lamps with movement detector (not illustrated)				
662019	1 x QA 55 57 W	E27	A++ to E	black
682019	1 x QA 55 57 W	E27	A++ to E	white
692019	1 x QA 55 57 W	E27	A++ to E	silver
690010	appropriate sunk pedestal			

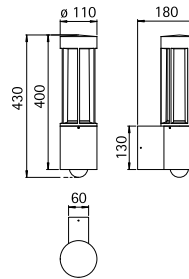


Fotos: Seniorenheim Carpe Diem, Darbinghausen

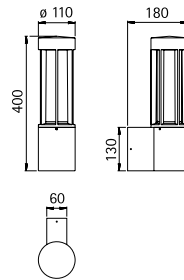




..0215



..0221



..0223



Art.-No.	Lamp	Lamp dimensions	Base	EEL	Colour
Wall lamps					
660215	1 x ESL / LED-Retrofit max. 20 W	max. \varnothing 55 x 250 mm	E27	A++ to B	black
680215	1 x ESL / LED-Retrofit max. 20 W	max. \varnothing 55 x 250 mm	E27	A++ to B	white
690215	1 x ESL / LED-Retrofit max. 20 W	max. \varnothing 55 x 250 mm	E27	A++ to B	silver
.. 1006	appropriate corner plate				
Wall lamps with movement detector					
660221	1 x ESL / LED-Retrofit max. 20 W	max. \varnothing 55 x 250 mm	E27	A++ to B	black
680221	1 x ESL / LED-Retrofit max. 20 W	max. \varnothing 55 x 250 mm	E27	A++ to B	white
690221	1 x ESL / LED-Retrofit max. 20 W	max. \varnothing 55 x 250 mm	E27	A++ to B	silver
.. 1006	appropriate corner plate				
Wall lamps with additional downlight PAR 16					
660223	1 x ESL / LED-Retrofit max. 20 W	max. \varnothing 55 x 250 mm	E27	A++ to B	black
	1 x PAR 16 50 W	max. \varnothing 50 x 56 mm	GU10	A++ to B	
680223	1 x ESL / LED-Retrofit max. 20 W	max. \varnothing 55 x 250 mm	E27	A++ to B	white
	1 x PAR 16 50 W	max. \varnothing 50 x 56 mm	GU10	A++ to B	
690223	1 x ESL / LED-Retrofit max. 20 W	max. \varnothing 55 x 250 mm	E27	A++ to B	silver
	1 x PAR 16 50 W	max. \varnothing 50 x 56 mm	GU10	A++ to B	
.. 1006	appropriate corner plate				

Wall lamps
Pedestal lamps
Bollard lamps

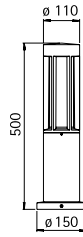


IP 44

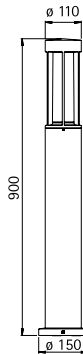
for energy saving lamps (ESL)
TC-DSE resp. LED-Retrofit
resp. for additional pressed glass
reflector lamp PAR 16
cast aluminium
with mounting plate
opal glass

■ Recommended distance:
Base- and Bollard lamp 6 m

■ Advice:
For use with these lamps we
recommend the LED-Retrofit,
see p. 217, Art.No. 90750309.



..0507



..2043



Art.-No.	Lamp	Lamp dimensions	Base	EEL	Colour
Pedestal lamps					
660507	1 x ESL / LED-Retrofit max. 20 W	max. ϕ 55 x 250 mm	E27	A++ to B	black
680507	1 x ESL / LED-Retrofit max. 20 W	max. ϕ 55 x 250 mm	E27	A++ to B	white
690507	1 x ESL / LED-Retrofit max. 20 W	max. ϕ 55 x 250 mm	E27	A++ to B	silver
690010	appropriate sunk pedestal				
Bollard lamps					
662043	1 x ESL / LED-Retrofit max. 20 W	max. ϕ 55 x 250 mm	E27	A++ to B	black
682043	1 x ESL / LED-Retrofit max. 20 W	max. ϕ 55 x 250 mm	E27	A++ to B	white
692043	1 x ESL / LED-Retrofit max. 20 W	max. ϕ 55 x 250 mm	E27	A++ to B	silver
690010	appropriate sunk pedestal				



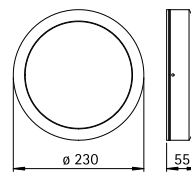
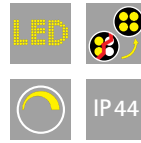
Fotos: Das neue Hotel am Park, Fröndenberg





**Wall lamps
Ceiling lamps**

with LED, lightcolour warmwhite,
3000 K, dimmable
cast aluminium
with mounting plate
satinised acrylic glass




..6404

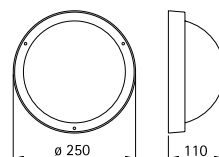
Art.-No.	Lamp	Luminous flux	EEL	Colour
626404	1 x LED 16 W	1600 lm	A+	anthracite
666404	1 x LED 16 W	1600 lm	A+	black
686404	1 x LED 16 W	1600 lm	A+	white
696404	1 x LED 16 W	1600 lm	A+	silver

**Wall lamps
Ceiling lamps**

for incandescent lamps
cast aluminium
with mounting plate
opal glass




LED Available on request
with LED 10 W (770 lm,
3000 K, warmwhite) for power
supply 230 V, 50 Hz.



..6028

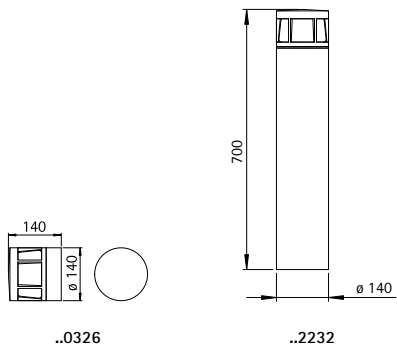
Art.-No.	Lamp	Base	EEL	Colour
666028	1 x QA 55 57 W	E27	A++ to E	black
686028	1 x QA 55 57 W	E27	A++ to E	white

Wall, Ceiling and Pedestal lamps
Bollard lamps




with LED, lightcolour warmwhite, 3000 K, with integrated converter AC/DC
cast aluminium
with mounting plate
opal glass

■ Recommended distance:
Bollard lamp 6 m




Art.-No.	Lamp	Luminous flux	EEL	Colour
Wall, Ceiling and Pedestal lamps				
620326	1 x LED 10 W	770 lm	A+	anthracite
660326	1 x LED 10 W	770 lm	A+	black
680326	1 x LED 10 W	770 lm	A+	white
690326	1 x LED 10 W	770 lm	A+	silver
Bollard lamps				
622232	1 x LED 10 W	770 lm	A+	anthracite
662232	1 x LED 10 W	770 lm	A+	black
682232	1 x LED 10 W	770 lm	A+	white
692232	1 x LED 10 W	770 lm	A+	silver
690010	appropriate sunk pedestal			



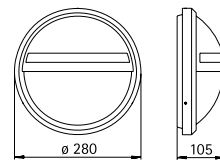


**Wall lamps
Ceiling lamps**

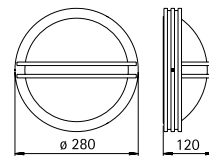


for incandescent lamps
cast aluminium
with mounting plate
opal glass

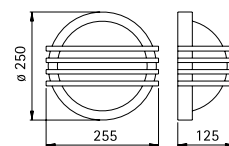
LED Available on request
with LED 10 W (770 lm,
3000 K, warmwhite) for power
supply 230 V, 50 Hz.



..6106



..6105



..6047

Art.-No.	Lamp	Base	EEL	Colour
Wall lamps				
666106	1 x QA 55 57 W	E27	A++ to E	black
686106	1 x QA 55 57 W	E27	A++ to E	white
Wall and Ceiling lamps				
666105	1 x QA 55 57 W	E27	A++ to E	black
686105	1 x QA 55 57 W	E27	A++ to E	white
666047	1 x QA 55 57 W	E27	A++ to E	black
686047	1 x QA 55 57 W	E27	A++ to E	white



Wall lamps
Bollard lamps

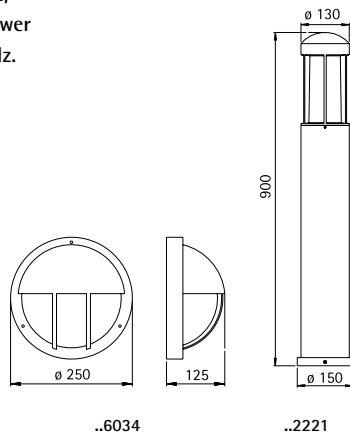


IP 44

for incandescent lamps
cast aluminium
with mounting plate
opal glass

■ Recommended distance:
Bollard lamp 6 m

LED Wall lamps
Available on
request with LED 10
W (770 lm, 3000 K,
warmwhite) for power
supply 230 V, 50 Hz.



Art.-No.	Lamp	Base	EEL	Colour
Wall lamps				
666034	1 x QA 55 57 W	E27	A++ to E	black
686034	1 x QA 55 57 W	E27	A++ to E	white
Bollard lamps				
662221	1 x QA 55 57 W	E27	A++ to E	black
682221	1 x QA 55 57 W	E27	A++ to E	white
692221	1 x QA 55 57 W	E27	A++ to E	silver
690010	appropriate sunk pedestal			
Bollard lamps with movement detector (not illustrated)				
662009	1 x QA 55 57 W	E27	A++ to E	black
682009	1 x QA 55 57 W	E27	A++ to E	white
692009	1 x QA 55 57 W	E27	A++ to E	silver
690010	appropriate sunk pedestal			



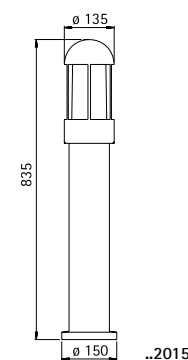
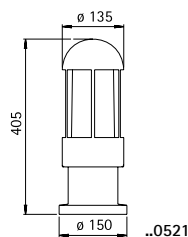
**Base lamps
Bollard lamps**



for incandescent lamps
cast aluminium
with mounting plate
opal glass

■ Recommended distance:
Pedestal and Bollard lamp 5 m

■ Advice:
For use with these lamps we
recommend the LED-Retrofit,
see p. 217, Art.-No. 90750309.



Art.-No.	Lamp	Base	EEL	Colour
Pedestal lamps				
660521	1 x QA 55 57 W	E27	A++ to E	black
680521	1 x QA 55 57 W	E27	A++ to E	white
690521	1 x QA 55 57 W	E27	A++ to E	silver
690010	appropriate sunk pedestal			
Bollard lamps				
662015	1 x QA 55 57 W	E27	A++ to E	black
682015	1 x QA 55 57 W	E27	A++ to E	white
692015	1 x QA 55 57 W	E27	A++ to E	silver
690010	appropriate sunk pedestal			
Bollard lamps with movement detector (not illustrated)				
662002	1 x QA 55 57 W	E27	A++ to E	black
682002	1 x QA 55 57 W	E27	A++ to E	white
692002	1 x QA 55 57 W	E27	A++ to E	silver
690010	appropriate sunk pedestal			

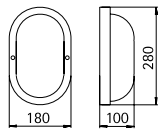


Wall lamps

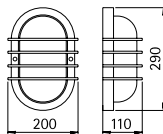


for incandescent lamps
cast aluminium
with mounting plate
opal glass

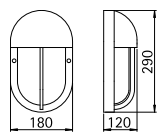
LED Available on request
with LED 10 W (770 lm,
3000 K, warmwhite) for power
supply 230 V, 50 Hz.



..6037




..6046



..6031



Art.-No.	Lamp	Base	EEL	Colour
666037	1 x QA 55 57 W	E27	A++ to E	black
686037	1 x QA 55 57 W	E27	A++ to E	white
666046	1 x QA 55 57 W	E27	A++ to E	black
686046	1 x QA 55 57 W	E27	A++ to E	white
666031	1 x QA 55 57 W	E27	A++ to E	black
686031	1 x QA 55 57 W	E27	A++ to E	white

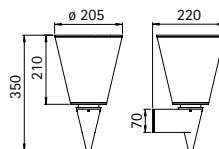


Wall lamps
Pedestal lamps
Bollard lamps

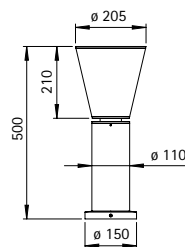
with LED, lightcolour warmwhite,
3000 K, with integrated
converter AC/DC
cast aluminium
with mounting plate
acrylic glass opal



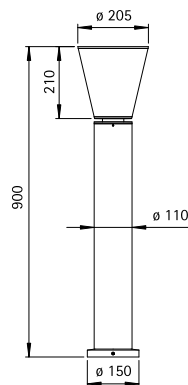
■ **Recommended distance:**
Pedestal and Bollard lamp 6 m



..0665



..0502



..2212

Art.-No.	Lamp	Luminous flux	EEL	Colour
Wall lamps				
620665	1 x LED 10 W	770 lm	A+	anthracite
660665	1 x LED 10 W	770 lm	A+	black
680665	1 x LED 10 W	770 lm	A+	white
690665	1 x LED 10 W	770 lm	A+	silver
Pedestal lamps				
620502	1 x LED 10 W	770 lm	A+	anthracite
660502	1 x LED 10 W	770 lm	A+	black
680502	1 x LED 10 W	770 lm	A+	white
690502	1 x LED 10 W	770 lm	A+	silver
690010	appropriate sunk pedestal			
Bollard lamps				
622212	1 x LED 10 W	770 lm	A+	anthracite
662212	1 x LED 10 W	770 lm	A+	black
682212	1 x LED 10 W	770 lm	A+	white
692212	1 x LED 10 W	770 lm	A+	silver
690010	appropriate sunk pedestal			

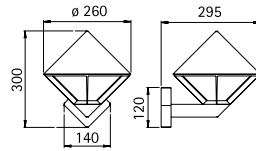


Wall lamps
Path lamps
Pole top lamps

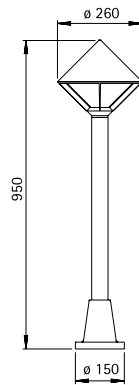


for incandescent lamps
cast aluminium
with mounting plate
pole top lamp pole included
opal glass

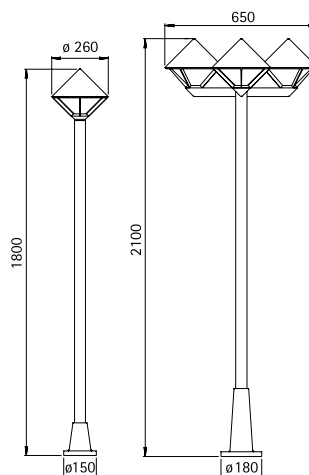
- Recommended distance:
Path lamp 5 m
Pole top lamp 15 m



..0616



..2031



..2032

..2052




Art.-No.	Lamp	Base	EEl	Colour
Wall lamps				
660616	1 x QA 55 57 W	E27	A++ to E	black
680616	1 x QA 55 57 W	E27	A++ to E	white
Path lamps				
662031	1 x QA 55 57 W	E27	A++ to E	black
682031	1 x QA 55 57 W	E27	A++ to E	white
690010	appropriate sunk pedestal			
Pole top lamps 1-unit				
662032	1 x QA 55 57 W	E27	A++ to E	black
682032	1 x QA 55 57 W	E27	A++ to E	white
690010	appropriate sunk pedestal			
Pole top lamps 3-units (not illustrated)				
662052	3 x QA 55 57 W	E27	A++ to E	black
682052	3 x QA 55 57 W	E27	A++ to E	white
690011	appropriate sunk pedestal			



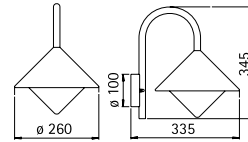
Wall lamps
Path lamps

for incandescent lamps
cast aluminium
with mounting plate
opal glass

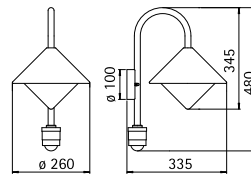


IP44

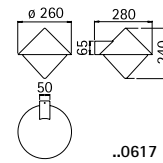
■ Recommended distance:
Path lamp 5 m



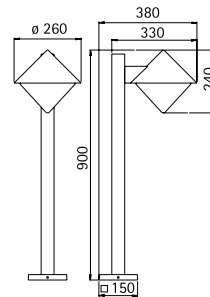
..0645




..0646



..0617



..2026



Art.-No.	Lamp	Base	EEL	Colour
Wall lamps				
660645	1 x QA 55 57 W	E27	A++ to E	black
680645	1 x QA 55 57 W	E27	A++ to E	white
690645	1 x QA 55 57 W	E27	A++ to E	silver
.. 1005	appropriate corner plate			
Wall lamps with movement detector				
660646	1 x QA 55 57 W	E27	A++ to E	black
680646	1 x QA 55 57 W	E27	A++ to E	white
690646	1 x QA 55 57 W	E27	A++ to E	silver
.. 1005	appropriate corner plate			
Wall lamps				
660617	1 x QA 55 57 W	E27	A++ to E	black
680617	1 x QA 55 57 W	E27	A++ to E	white
690617	1 x QA 55 57 W	E27	A++ to E	silver
Path lamps				
662026	1 x QA 55 57 W	E27	A++ to E	black
682026	1 x QA 55 57 W	E27	A++ to E	white
692026	1 x QA 55 57 W	E27	A++ to E	silver
690010	appropriate sunk pedestal			



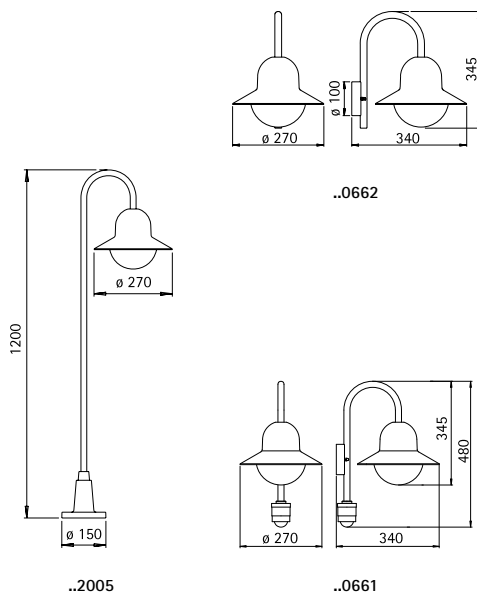
Wall lamps
Path lamps

for incandescent lamps
cast aluminium
with mounting plate
opal glass



IP 44


■ Recommended distance:
Path lamp 5 m



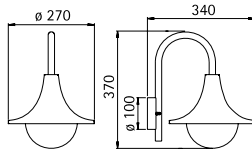
Art.-No.	Lamp	Base	EEL	Colour
Wall lamps				
660662	1 x QA 55 57 W	E27	A++ to E	black
680662	1 x QA 55 57 W	E27	A++ to E	white
690662	1 x QA 55 57 W	E27	A++ to E	silver
.. 1005	appropriate corner plate			
Wall lamps with movement detector				
660661	1 x QA 55 57 W	E27	A++ to E	black
680661	1 x QA 55 57 W	E27	A++ to E	white
690661	1 x QA 55 57 W	E27	A++ to E	silver
.. 1005	appropriate corner plate			
Path lamps				
662005	1 x QA 55 57 W	E27	A++ to E	black
682005	1 x QA 55 57 W	E27	A++ to E	white
692005	1 x QA 55 57 W	E27	A++ to E	silver
690010	appropriate sunk pedestal			

Wall lamps
Path lamps
Pole top lamps

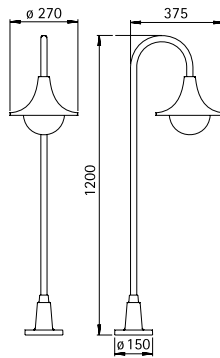
for incandescent lamps
cast aluminium
with mounting plate
pole top lamp pole included
opal glass



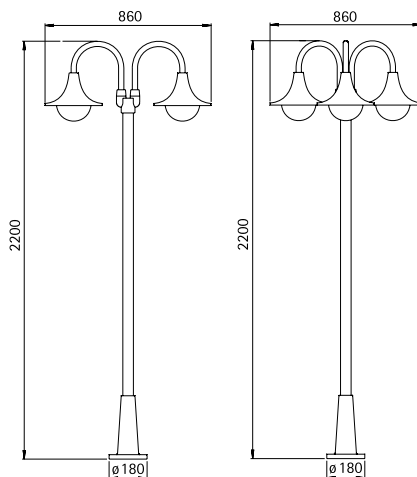
- **Recommended distance:**
- Path lamp 5 m
- Pole top lamp 15 m



..0669




..2081



..2047

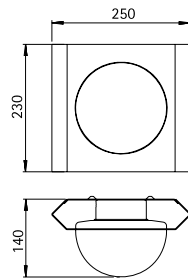
..2073

Art.-No.	Lamp	Base	EEL	Colour
Wall lamps				
660669	1 x QA 55 57 W	E27	A++ to E	black
680669	1 x QA 55 57 W	E27	A++ to E	white
.. 1005	appropriate corner plate			
Path lamps				
662081	1 x QA 55 57 W	E27	A++ to E	black
682081	1 x QA 55 57 W	E27	A++ to E	white
690010	appropriate sunk pedestal			
Pole top lamps 2-units				
662047	2 x QA 55 57 W	E27	A++ to E	black
682047	2 x QA 55 57 W	E27	A++ to E	white
690011	appropriate sunk pedestal			
Pole top lamps 3-units (not illustrated)				
662073	3 x QA 55 57 W	E27	A++ to E	black
682073	3 x QA 55 57 W	E27	A++ to E	white
690011	appropriate sunk pedestal			



Wall lamps
Ceiling lamps

for incandescent lamps
cast aluminium
opal glass



..6116

Art.-No.	Lamp	Base	EEL	Colour
666116	1 x QA 55 57 W	E27	A++ to E	black
686116	1 x QA 55 57 W	E27	A++ to E	white

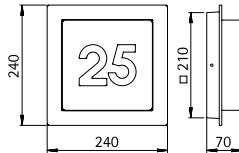


House number
lamps

for fluorescent lamps TC-S
cast aluminium
opal glass

IP 44

Available on request with
LED 10 W (770 lm, 3000 K, warmwhite)
for power supply 230 V, 50 Hz.



..6219

Art.-No.	Lamp	Base	EEL	Colour
666219	1 x TC-S 5/7 W	G23	A	black
686219	1 x TC-S 5/7 W	G23	A	white
696219	1 x TC-S 5/7 W	G23	A	silver





Adhesive lettering
foil

For House number lamps,
for example ..6219
lettering height 80 mm

- For the order please mention the house number.

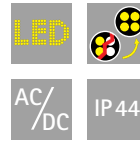


Art.-No.	Colour
660034	black

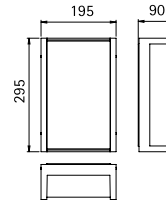


Wall lamps
Ceiling lamps

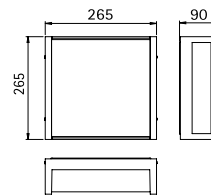
with LED, lightcolour warmwhite, 3000 K, with integrated converter AC/DC
cast aluminium
with mounting plate
opal glass
lettering height: 95 mm



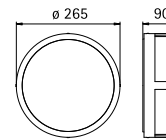
■ House number accessory:
inlay made of aluminium
customized laser-made



..6400



..6401



..6402



Art.-No.	Lamp	Luminous flux	EEL	Colour
Wall and Ceiling lamps				
626400	1 x LED 10 W	770 lm	A+	anthracite
666400	1 x LED 10 W	770 lm	A+	black
686400	1 x LED 10 W	770 lm	A+	white
696400	1 x LED 10 W	770 lm	A+	silver
House number accessory				
620031				anthracite
660031				black
Wall and Ceiling lamps				
626401	1 x LED 10 W	770 lm	A+	anthracite
666401	1 x LED 10 W	770 lm	A+	black
686401	1 x LED 10 W	770 lm	A+	white
696401	1 x LED 10 W	770 lm	A+	silver
House number accessory				
620032				anthracite
660032				black
Wall and Ceiling lamps				
626402	1 x LED 10 W	770 lm	A+	anthracite
666402	1 x LED 10 W	770 lm	A+	black
686402	1 x LED 10 W	770 lm	A+	white
696402	1 x LED 10 W	770 lm	A+	silver
House number accessory				
620033				anthracite
660033				black



P. 105



P. 105



P. 106



P. 106



P. 106



P. 107



P. 107



P. 108



P. 108



P. 108



BICOLOUR LAMPS



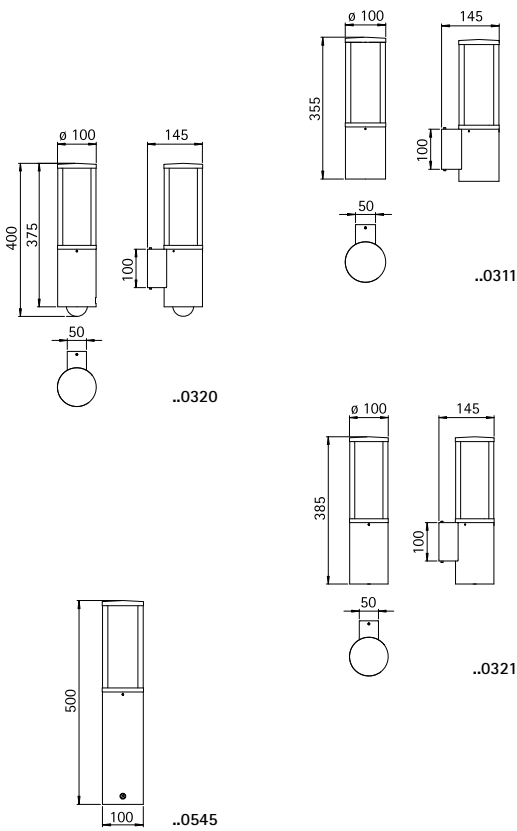
Wall lamps
Pedestal lamp
Bollard lamps



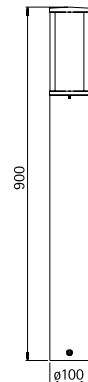
IP 44

for energy saving lamps (ESL)
TC-DSE resp. LED-Retrofit
resp. for additional pressed glass
reflector lamp PAR 16
stainless steel with colour: anthracite
with mounting plate
acrylic and opal glass

- Recommended distance:
Bollard lamp 6 m
- Advice:
For use with these lamps we
recommend the LED-Retrofit,
see p. 217, Art.-No. 90750309.




Art.-No.	Lamp	Lamp dimensions	Base	EEL	Material / colour
Wall lamp					
620311	1 x ESL / LED-Retrofit max. 20 W	max. ø 55 x 250 mm	E27	A++ to B	StSt / anthracite
621002	appropriate corner plate				
Wall lamp with movement detector					
620320	1 x ESL / LED-Retrofit max. 20 W	max. ø 55 x 250 mm	E27	A++ to B	StSt / anthracite
621002	appropriate corner plate				
Wall lamp with additional downlight PAR 16					
620321	1 x ESL / LED-Retrofit max. 20 W	max. ø 55 x 250 mm	E27	A++ to B	StSt / anthracite
	1 x PAR 16 50 W	max. ø 50 x 56 mm	GU10	A++ to E	
621002	appropriate corner plate				
Pedestal lamp					
620545	1 x ESL / LED-Retrofit max. 20 W	max. ø 55 x 250 mm	E27	A++ to B	StSt / anthracite
690010	appropriate sunk pedestal				
Bollard lamp					
622269	1 x ESL / LED-Retrofit max. 20 W	max. ø 55 x 250 mm	E27	A++ to B	StSt / anthracite
690010	appropriate sunk pedestal				
Bollard lamp with movement detector (not illustrated)					
622070	1 x ESL / LED-Retrofit max. 20 W	max. ø 55 x 250 mm	E27	A++ to B	StSt / anthracite
690010	appropriate sunk pedestal				



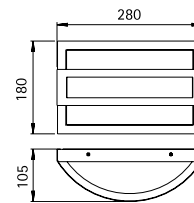

..2269

Wall lamp



for incandescent lamps
stainless steel with colour:
anthracite
with mounting plate made of
cast aluminium, opal glass


LED Available on request
with LED 10 W (770 lm,
3000 K, warmwhite) for power
supply 230 V, 50 Hz.



..6180

Art.-No.	Lamp	Base	EEL	Material / colour
626180	1 x QA 55 57 W	E27	A++ to E	StSt/anthracite

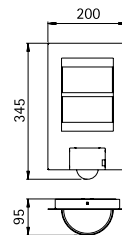
Wall lamps



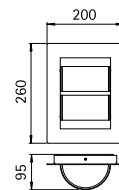
IP44

for incandescent lamps
stainless steel with colour:
anthracite
with mounting plate made of
cast aluminium, opal glass

LED Available on request
with LED 10 W (770 lm,
3000 K, warmwhite) for power
supply 230 V, 50 Hz.




..6144



..6224

Art.-No.	Lamp	Base	EEL	Material / colour
Wall lamp with movement detector				
626144	1 x QA 55 57 W	E27	A++ to E	StSt / anthracite
Wall lamp				
626224	1 x QA 55 57 W	E27	A++ to E	StSt / anthracite

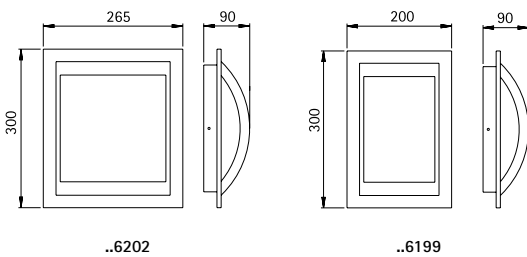


Wall lamps




for incandescent lamps
cast aluminium
with mounting plate
opal glass

LED Available on request
with LED 10 W (770 lm,
3000 K, warmwhite) for power
supply 230 V, 50 Hz.



Art.-No.	Lamp	Base	EEL	Colour
626199	1 x QA 55 57 W	E27	A++ to E	silver/anthracite
626202	1 x QA 55 57 W	E27	A++ to E	silver/anthracite



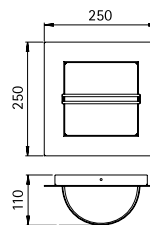
Wall lamps



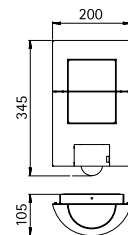
IP 44

for incandescent lamps
stainless steel with colour:
anthracite
with mounting plate made of
cast aluminium, opal glass

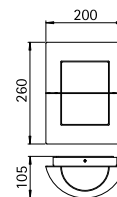
LED Available on request
with LED 10 W (770 lm,
3000 K, warmwhite) for power
supply 230 V, 50 Hz.



..6058



..6140



..6223

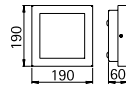

Art.-No.	Lamp	Base	EEL	Material / colour
Wall lamp				
626058	1 x QA 55 57 W	E27	A++ to E	StSt / anthracite
Wall lamp with movement detector				
626140	1 x QA 55 57 W	E27	A++ to E	StSt / anthracite
Wall lamp				
626223	1 x QA 55 57 W	E27	A++ to E	StSt / anthracite



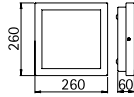
STAINLESS STEEL LAMPS

Wall lamps
Ceiling lamps

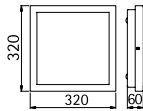
with LED, lightcolour warmwhite,
3000 K, dimmable resp.
for fluorescent lamps
TC-S/TC-L/TC-F
stainless steel
with mounting plate
opal coated plane glass



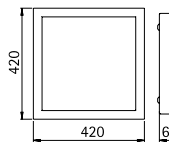
..6152, ..6352



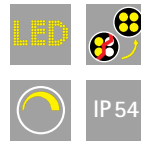
..6132, ..6332



..6133, ..6333




..6214, ..6314



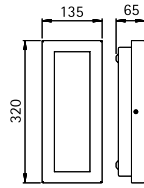
Art.-No.	Lamp	Luminous flux	EEI
with LED			
696352	1 x LED 8 W	880 lm	A+
696332	1 x LED 16 W	1600 lm	A+
696333	1 x LED 20 W	2200 lm	A+
696314	1 x LED 36 W	3960 lm	A+

Art.-No.	Lamp	Base	EEI
for fluorescent lamps			
696152	1 x TC-F 18 W	2G10	B
696132	2 x TC-S 9 W	G23	A
696133	3 x TC-S 11 W	G23	A
696214	2 x TC-L 24 W	2G11	B

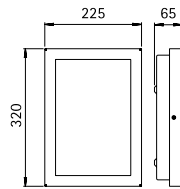


Wall lamps
Ceiling lamps

with LED, lightcolour warmwhite,
3000 K, dimmable resp. for
fluorescent lamps TC-S
stainless steel
with mounting plate
opal coated plane glass



..6151, ..6351



..6150, ..6350

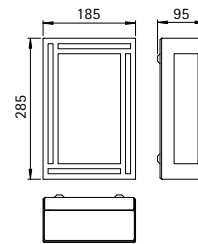



Art.-No.	Lamp	Luminous flux	EEL
with LED			
696351	1 x LED 16 W	1600 lm	A+
696350	1 x LED 20 W	2200 lm	A+
Art.-No.	Lamp	Base	EEL
for fluorescent lamps			
696151	1 x TC-S 11 W	G23	A
696150	2 x TC-S 11 W	G23	A

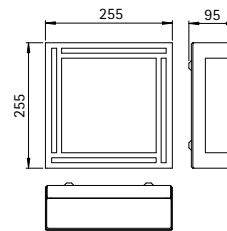


Wall lamps
Ceiling lamps

with LED, lightcolour warmwhite, 3000 K, with integrated converter AC/DC resp. for incandescent lamps
stainless steel
with mounting plate
opal glass




..6284, ..6384



..6285, ..6385

Art.-No.	Lamp	Luminous flux	EEI
with LED			
696384	1 x LED 10 W	770 lm	A
696385	1 x LED 10 W	770 lm	A

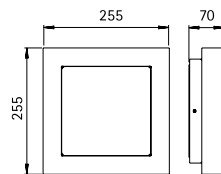
Art.-No.	Lamp	Base	EEI
for incandescent lamps			
696284	1 x QA 55 57 W	E27	A++ to E
696285	1 x QA 55 57 W	E27	A++ to E



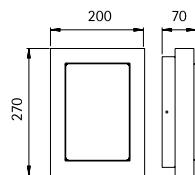
Wall lamps
Ceiling lamps



with LED, lightcolour warmwhite, 3000 K, dimmable resp. for tungsten halogen lamps QT-DE 12 stainless steel with mounting plate made of cast aluminium opal glass



..6115, ..6315



..6117, ..6317



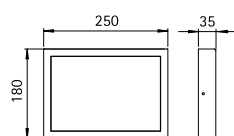
Art.-No.	Lamp	Luminous flux	EEL
with LED			
696315	1 x LED 16 W	1600 lm	A+
696317	1 x LED 16 W	1600 lm	A+

Art.-No.	Lamp	Lamp length	Base	EEL
for tungsten halogen lamps				
696115	1 x QT-DE 12 60 W	74,9 mm	R7s	B to E
696117	1 x QT-DE 12 60 W	74,9 mm	R7s	B to E

Wall lamp
Ceiling lamp



with LED, lightcolour warmwhite, 3000 K, dimmable stainless steel with mounting plate acrylic opal glass



..6355

Art.-No.	Lamp	Luminous flux	EEL
with LED			
696355	1 x LED 16 W	1600 lm	A+



Wall lamps

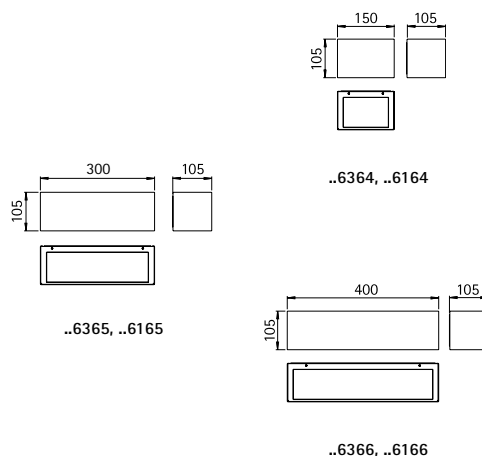
with double-sided light output

with LED, lightcolour warmwhite, 3000 K, with integrated converter AC/DC resp. for tungsten halogen lamps QT 14 rep. compact fluorescent lamps TC-D

stainless steel
with mounting plate made of cast aluminium
opal glass




■ Available on request with one-sided light output.



Art.-No.	Lamp	Base	EEL
with LED			
696364	2x LED 5,8 W	each 430 lm	A+
696365	2x LED 7,8 W	each 580 lm	A+
696366	2x LED 9,6 W	each 720 lm	A+

Art.-No.	Lamp	Base	EEL
for tungsten halogen lamp			
696164	1x QT 14 60 W	G9	B to E
for compact fluorescent lamps			
696165	1x TC-D 26 W	G24d-3	B
696166	2x TC-D 26 W	G24d-3	B

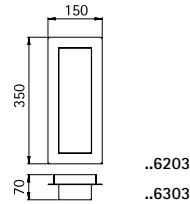
Wall lamp
Ceiling lamp



with LED, lightcolour warmwhite, 3000 K,
with integrated converter AC/DC,
resp. for fluorescent lamps TC-S
stainless steel
with mounting plate
opal glass

Art.-No.	Lamp	Luminous flux	EEL
with LED			
696303	1 x LED 16 W	1800 lm	A+

Art.-No.	Lamp	Base	EEL
for fluorescent lamp			
696203	1 x TC-S 11 W	G23	A

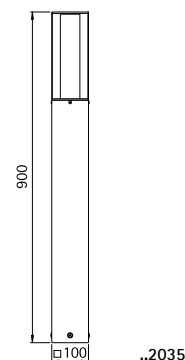
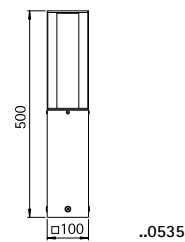
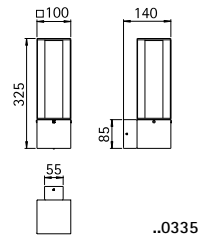


Wall lamp
Pedestal lamp
Bollard lamp



for energy saving lamps (ESL) TC-DSE resp.
LED-Retrofit
stainless steel with mounting plate made of
cast aluminium
opal glass

- Recommended distance:
Bollard lamp 4 m
- Advice:
For use with these lamps we recommend the
LED-Retrofit, see p. 217, Art.-No. 90750309.

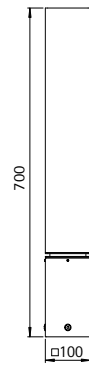
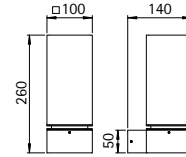


Art.-No.	Lamp	Lamp dimensions	Base	EEL
Wall lamp				
690335	1 x ESL / LED-Retrofit max. 20 W	max. ø 55 x 250 mm	E27	A++ to B
Pedestal lamp				
690535	1 x ESL / LED-Retrofit max. 20 W	max. ø 55 x 250 mm	E27	A++ to B
690010	appropriate sunk pedestal			
Bollard lamp				
692035	1 x ESL / LED-Retrofit max. 20 W	max. ø 55 x 250 mm	E27	A++ to B
690010	appropriate sunk pedestal			

**Wall lamp
Pedestal lamp
Bollard lamp**



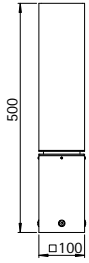
for energy saving lamps (ESL) resp. LED-Retrofit resp. fluorescent lamps TC-L ..0504, ..2090 with electronic ballast stainless steel with mounting plate made of cast aluminium acrylic opal glass



..2090



..0202



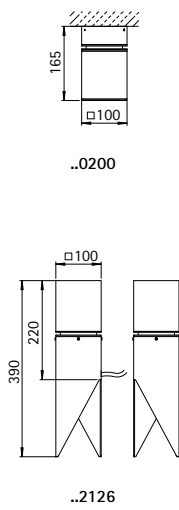
..0504

Art.-No.	Lamp	Lamp dimensions	Base	EEL
Wall lamp				
690202	1 x ESL / LED-Retrofit max. 20 W	max. ø 55 x 250 mm	E27	A++ to B
Pedestal lamp				
690504	1 x TC-L 24 W		2G11	B
690010	appropriate sunk pedestal			
Bollard lamp				
692090	1 x TC-L 36 W		2G11	A
690010	appropriate sunk pedestal			



**Wall, Ceiling and Pedestal lamp
Lamp with spike**

for energy saving lamps (ESL) resp. LED-Retrofit
stainless steel
with mounting plate resp.
spike with 2,5 m cable and plug
acrylic glass




Art.-No.	Lamp	Lamp dimensions	Base	EEL
Wall, Ceiling and Pedestal lamp				
690200	1 x ESL / LED-Retrofit max. 15 W	max. ø 55 x 110 mm	E27	A++ to B
Lamp with spike				
692126	1 x ESL / LED-Retrofit max. 15 W	max. ø 55 x 110 mm	E27	A++ to B



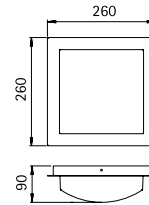


**Wall lamp
Ceiling lamp**



for incandescent lamps
stainless steel
with mounting plate made of
cast aluminium
opal glass

LED Available on request
with LED 10 W (770 lm,
3000 K, warmwhite) for power
supply 230 V, 50 Hz.



..6205

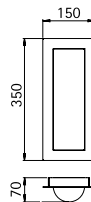
Art.-No.	Lamp	Base	EEL
Wall and Ceiling lamp			
696205	1 x QA 55 57 W	E27	A++ to E



**Wall lamp
Ceiling lamp**



with LED, lightcolour warmwhite,
3000 K, dimmable resp. for
fluorescent lamps TC-S
stainless steel
with mounting plate
opal glass



..6200, 6300

Art.-No.	Lamp	Luminous flux	EEL
with LED			
696300	1 x LED 16 W	1600 lm	A+

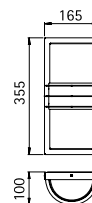
Art.-No.	Lamp	Base	EEL
for fluorescent lamp			
696200	1 x TC-S 11 W	G23	A



Wall lamp



for incandescent lamps
stainless steel
with mounting plate made of
cast aluminium
opal glass



..6131

Art.-No.	Lamp	Base	EEL
Wall and Ceiling lamp			
696131	2 x QA 55 57 W	E27	A++ to E



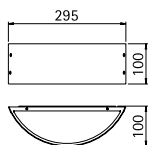
Wall lamps

with double-sided light output

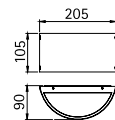


with LED, lightcolour warmwhite, 3000 K, with integrated converter AC/DC resp. for tungsten halogen lamps QT 14, QT-DE 12, resp. for compact fluorescent lamps TC-D
stainless steel
with mounting plate made of cast aluminium
opal coated plane glass

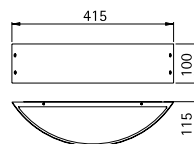
■ Available on request with one-sided light output.



..6342, ..6142



..6346, ..6146




..6343, ..6143



Art.-No.	Lamp	Luminous flux	EEI
with LED			
696346	2 x LED 5,8 W	each 430 lm	A+
696342	2 x LED 7,8 W	each 580 lm	A+
696343	2 x LED 9,6 W	each 720 lm	A+

Art.-No.	Lamp	Lamp length	Base	EEI
for tungsten halogen lamps				
696146	1 x QT 14 60 W		G9	B to E
696142	1 x QT-DE 12 60 W	74,9 mm	R7s	B to E
for fluorescent lamp				
696143	1 x TC-D 26 W		G24d-3	B





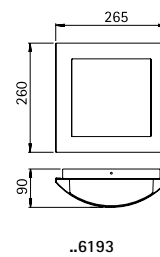
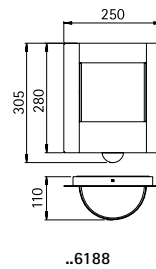
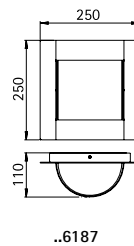
Wall lamps
Ceiling lamps



IP44

for incandescent lamps
stainless steel
with mounting plate made of
cast aluminium
opal glass

LED Available on request
with LED 10 W (770 lm,
3000 K, warmwhite) for power
supply 230 V, 50 Hz.



Art.-No.	Lamp	Base	EEL
Wall lamp with movement detector			
696188	1 x QA 55 57 W	E27	A++ to E
Wall lamp			
696187	1 x QA 55 57 W	E27	A++ to E
Wall and Ceiling lamp			
696193	1 x QA 55 57 W	E27	A++ to E

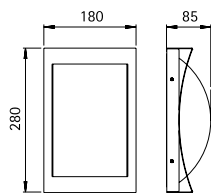


Wall lamps

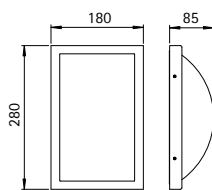


IP 44

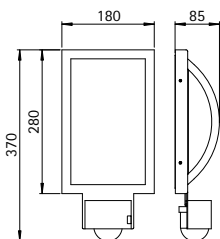
with LED, lightcolour warmwhite, 3000 K, with integrated converter AC/DC resp. for incandescent lamps
 stainless steel
 with mounting plate made of cast aluminium
 opal glass



..6217



..6282, ..6390



..6283, 6391




Art.-No.	Lamp	Luminous flux	EEL
Wall lamp with LED			
696390	1 x LED 10 W	770 lm	A
Wall lamp with movement detector and LED			
696391	1 x LED 10 W	770 lm	A

Art.-No.	Lamp	Base	EEL
Wall lamps for incandescent lamps			
696217	1 x QA 55 57 W	E27	A++ to E
696282	1 x QA 55 57 W	E27	A++ to E
Wall lamp with movement detector for incandescent lamps			
696283	1 x QA 55 57 W	E27	A++ to E



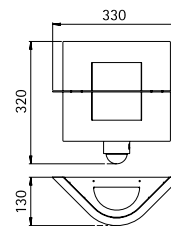
Wall lamps



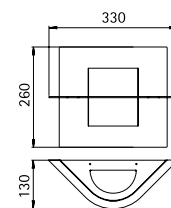
IP44

for incandescent lamps
stainless steel
with mounting plate made of
cast aluminium
opal glass

LED Available on request
with LED 10 W (770 lm,
3000 K, warmwhite) for power
supply 230 V, 50 Hz.



..6101



..6060

Art.-No.	Lamp	Base	EEL
Wall lamp with movement detector			
696101	1 x QA 55 57 W	E27	A++ to E
Wall lamp			
696060	1 x QA 55 57 W	E27	A++ to E

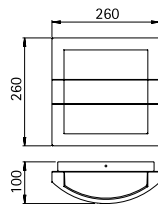

Wall lamps
Ceiling lamps



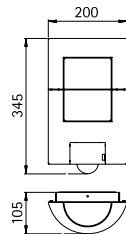
IP 44

for incandescent lamps
stainless steel
with mounting plate made of
cast aluminium
opal glass

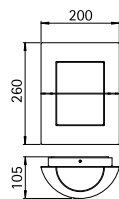
LED Available on request
with LED 10 W (770 lm,
3000 K, warmwhite) for power
supply 230 V, 50 Hz.



..6191



..6140



..6223

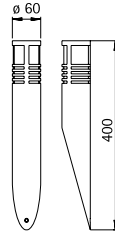


Art.-No.	Lamp	Base	EEI
Wall and Ceiling lamp			
696191	1 x QA 55 57 W	E27	A++ to E
Wall lamp with movement detector			
696140	1 x QA 55 57 W	E27	A++ to E
Wall lamp			
696223	1 x QA 55 57 W	E27	A++ to E

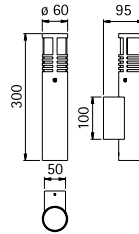
Wall lamps
Pedestal lamp
Bollard lamp

for tungsten halogen lamps QT 14
stainless steel
with mounting plate made of
cast aluminium
borosilicate glass

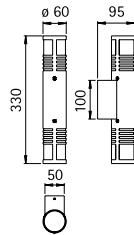
IP44



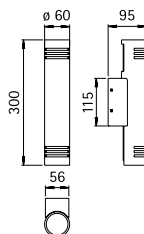
..0204



..0205



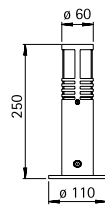
..0206



..0208



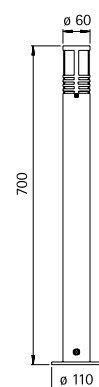
Foto: DPI Paneelen, Wesel



..0557




Art.-No.	Lamp	Base	EI
Wall lamps			
690204	1 x QT 14 40 W	G9	B to E
690205	1 x QT 14 40 W	G9	B to E
691000	appropriate corner plate		
690206	2 x QT 14 40 W	G9	B to E
691000	appropriate corner plate		
690208	2 x QT 14 40 W	G9	B to E
691000	appropriate corner plate		
Pedestal lamp			
690557	1 x QT 14 40 W	G9	B to E
690010	appropriate sunk pedestal		
Bollard lamp			
692244	1 x QT 14 40 W	G9	B to E
690010	appropriate sunk pedestal		




..2244

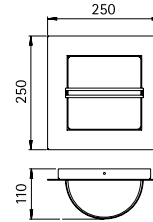




Wall lamp



for incandescent lamps
stainless steel
with mounting plate made of
cast aluminium
opal glass




..6058

LED Available on request
with LED 10 W (770 lm,
3000 K, warmwhite) for power
supply 230 V, 50 Hz.

Art.-No.	Lamp	Base	EEL
Wall lamp			
696058	1 x QA 55 57 W	E27	A++ to E



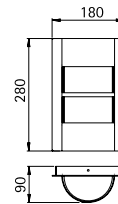
Wall lamps



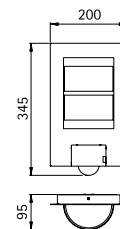
for incandescent lamps
stainless steel
with mounting plate made of
cast aluminium
opal glass

IP44

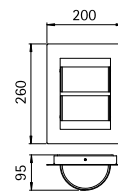
LED Available on request
with LED 10 W (770 lm,
3000 K, warmwhite) for power
supply 230 V, 50 Hz.



..6109



..6144



..6224

Art.-No.	Lamp	Base	EEL
Wall lamp			
696109	1 x QA 55 57 W	E27	A++ to E
Wall lamp with movement detector			
696144	1 x QA 55 57 W	E27	A++ to E
Wall lamp			
696224	1 x QA 55 57 W	E27	A++ to E





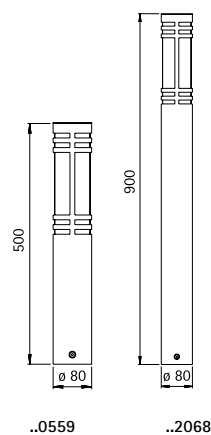
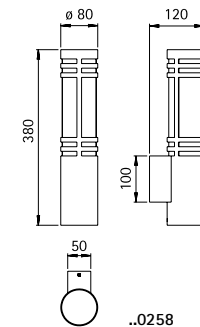
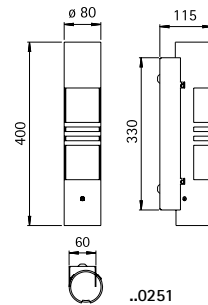
Wall lamps
Pedestal lamp
Bollard lamp




for energy saving lamps (ESL)
TC-DSE resp. LED-Retrofit
stainless steel
with mounting plate made of
cast aluminium
opal glass

■ **Recommended distance:**
Pedestal and Bollard lamp 6 m


■ **Advice:**
For use with these lamps we
recommend the LED-Retrofit,
see p. 217, Art.-No. 90750309.



Art.-No.	Lamp	Lamp dimensions	Base	EEL
Wall lamp				
690251	1 x ESL / LED-Retrofit max. 20 W	max. ø 55 x 250 mm	E27	A++ to B
Wall lamp				
690258	1 x ESL / LED-Retrofit max. 20 W	max. ø 55 x 250 mm	E27	A++ to B
691000	appropriate corner plate			
Pedestal lamp				
690559	1 x ESL / LED-Retrofit max. 20 W	max. ø 55 x 250 mm	E27	A++ to B
690010	appropriate sunk pedestal			
Bollard lamp				
692068	1 x ESL / LED-Retrofit max. 20 W	max. ø 55 x 250 mm	E27	A++ to B
690010	appropriate sunk pedestal			

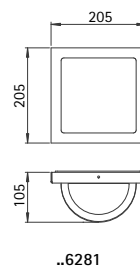
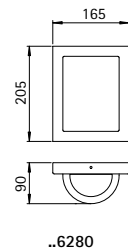


**Wall lamps
Ceiling lamps**



for incandescent lamps
stainless steel
with mounting plate made of
cast aluminium
opal glass

LED Available on request
with LED 10 W (770 lm,
3000 K, warmwhite) for power
supply 230 V, 50 Hz.



Art.-No.	Lamp	Base	EEL
Wall and Ceiling lamps			
696280	1 x QA 55 57 W	E27	A++ to E
696281	1 x QA 55 57 W	E27	A++ to E

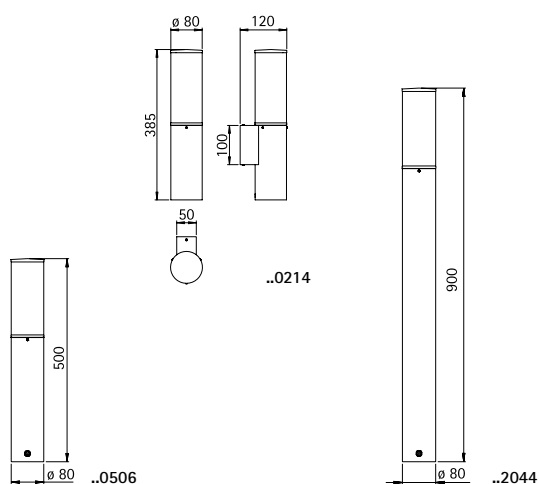


Wall lamp
Pedestal lamp
Bollard lamp



for energy saving lamps (ESL)
TC-DSE resp. LED-Retrofit
stainless steel
with mounting plate made of
cast aluminium
acrylic glass matted

- Recommended distance:
Pedestal and Bollard lamp 6 m
- Advice:
For use with these lamps we
recommend the LED-Retrofit,
see p. 217, Art.-No. 90750309.



Art.-No.	Lamp	Lamp dimensions	Base	EEL
Wall lamp				
690214	1 x ESL / LED-Retrofit max. 20 W	max. $\varnothing 55 \times 250$ mm	E27	A++ to B
691000	appropriate corner plate			
Pedestal lamp				
690506	1 x ESL / LED-Retrofit max. 20 W	max. $\varnothing 55 \times 250$ mm	E27	A++ to B
690010	appropriate sunk pedestal			
Bollard lamp				
692044	1 x ESL / LED-Retrofit max. 20 W	max. $\varnothing 55 \times 250$ mm	E27	A++ to B
690010	appropriate sunk pedestal			



Wall lamps
Pedestal lamp
Bollard lamps

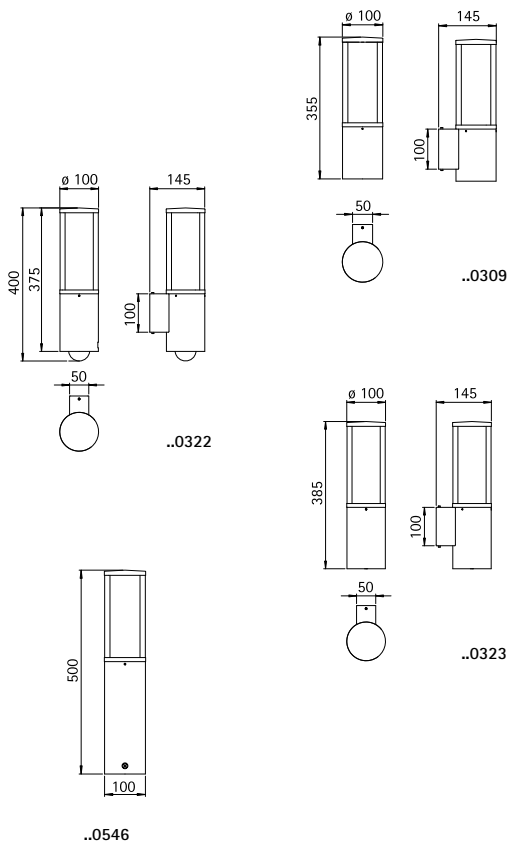


IP 44

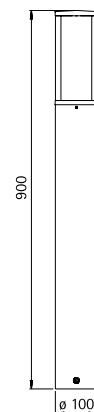
for energy saving lamps (ESL)
TC-DSE resp. LED-Retrofit
resp. for additional pressed glass
reflector lamp PAR 16
stainless steel
with mounting plate
acrylic and opal glass

■ **Recommended distance:**
Pedestal and Bollard lamp 6 m

■ **Advice:**
For use with these lamps we
recommend the LED-Retrofit,
see p. 217, Art.-No. 90750309.



Art.-No.	Lamp	Lamp dimensions	Base	EEL
Wall lamp				
690309	1 x ESL / LED-Retrofit max. 20 W	max. ø 50 x 250 mm	E27	A++ to B
691000	appropriate corner plate			
Wall lamp with movement detector				
690322	1 x ESL / LED-Retrofit max. 20 W	max. ø 50 x 250 mm	E27	A++ to B
691000	appropriate corner plate			
Wall lamp with additional downlight PAR 16				
690323	1 x ESL / LED-Retrofit max. 20 W	max. ø 50 x 250 mm	E27	A++ to B
	1 x PAR 16 50 W	max. ø 50 x 56 mm	GU10	A++ to E
691000	appropriate corner plate			
Pedestal lamp				
690546	1 x ESL / LED-Retrofit max. 20 W	max. ø 50 x 250 mm	E27	A++ to B
690010	appropriate sunk pedestal			
Bollard lamp				
692272	1 x ESL / LED-Retrofit max. 20 W	max. ø 50 x 250 mm	E27	A++ to B
690010	appropriate sunk pedestal			
Bollard lamp with movement detector (not illustrated)				
692071	1 x ESL / LED-Retrofit max. 20 W	max. ø 50 x 250 mm	E27	A++ to B
690010	appropriate sunk pedestal			



..2272

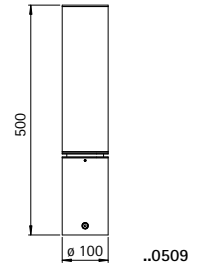
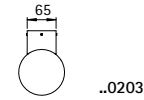
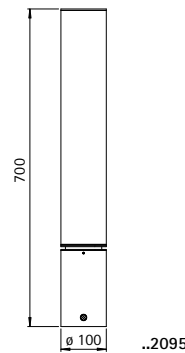
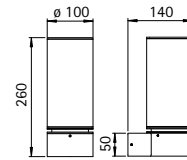


Wall lamp
Pedestal lamp
Bollard lamp



for energy saving lamps (ESL) resp.
LED-Retrofit resp. fluorescent lamps TC-L
with electronic ballast
stainless steel
with mounting plate made of
cast aluminium
acrylic glass opal

■ Recommended distance:
Pedestal and Bollard lamp 6 m



Art.-No.	Lamp	Lamp dimensions	Base	EEL
Wall lamp				
690203	1 x ESL / LED-Retrofit max. 20 W	max. ø 55 x 250 mm	E27	B
Pedestal lamp				
690509	1 x TC-L 24 W		2G11	B
690010	appropriate sunk pedestal			
Bollard lamp				
692095	1 x TC-L 36 W		2G11	A
690010	appropriate sunk pedestal			

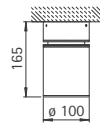


Wall, Ceiling and Pedestal lamp
 Bollard lamp
 Lamp with spike

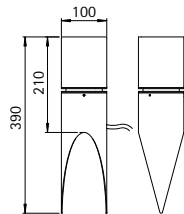


for energy saving lamps (ESL) resp. LED-Retrofit
 stainless steel
 with mounting plate made of cast aluminium resp. spike with 2,5 m cable and plug
 acrylic glass opal

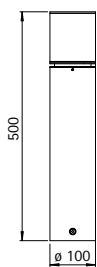
■ Recommended distance:
 Pedestal and Bollard lamp 6 m



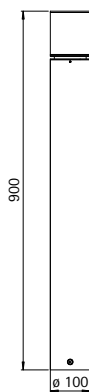
..0201



..2127



..0560



..2098

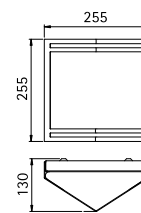


Art.-No.	Lamp	Lamp dimensions	Base	EEL
Wall, Ceiling and Pedestal lamp				
690201	1 x ESL / LED-Retrofit max. 15 W	max. ø 55 x 110 mm	E27	A++ to B
Pedestal lamp				
690560	1 x ESL / LED-Retrofit max. 15 W	max. ø 55 x 110 mm	E27	A++ to B
690010	appropriate sunk pedestal			
Bollard lamp				
692098	1 x ESL / LED-Retrofit max. 15 W	max. ø 55 x 110 mm	E27	A++ to B
690010	appropriate sunk pedestal			
Lamp with spike				
692127	1 x ESL / LED-Retrofit max. 15 W	max. ø 55 x 110 mm	E27	A++ to B

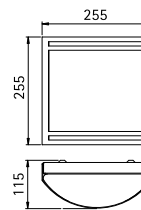


**Wall lamps
Ceiling lamps**

with LED, lightcolour warmwhite,
3000 K, with integrated
converter AC/DC
stainless steel
with mounting plate
opal glass



..6408



..6407

Art.-No.	Lamp	Luminous flux	EEL
Wall and Ceiling lamps			
696408	1 x LED 10 W	770 lm	A+
696407	1 x LED 10 W	770 lm	A+



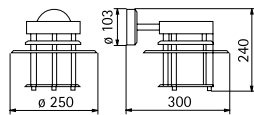
Wall lamp
Bollard lamp

for incandescent lamps
stainless steel
with mounting plate
opal glass

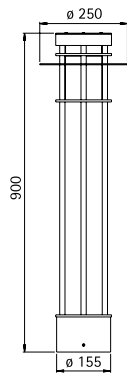


IP44

- Recommended distance:
Bollard lamp 4 m



..0601




..2226



Art.-No.	Lamp	Base	EEI
Wall lamp			
690601	1 x QA 55 57 W	E27	A++ to E
691004	appropriate corner plate		
Bollard lamp			
692226	1 x QA 55 57 W	E27	A++ to E
690010	appropriate sunk pedestal		



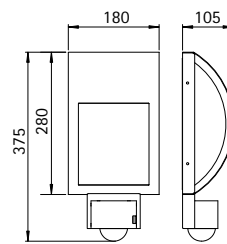
Wall lamps



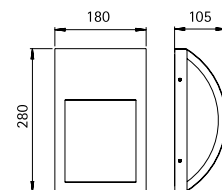
IP44

for incandescent lamps
stainless steel
with mounting plate made of
cast aluminium
opal glass

LED Available on request
with LED 10 W (770 lm,
3000 K, warmwhite) for power
supply 230 V, 50 Hz.



..6278



..6178



Art.-No.	Lamp	Base	EEL
Wall lamp with movement detector			
696278	1 x QA 55 57 W	E27	A++ to E
Wall lamp			
696178	1 x QA 55 57 W	E27	A++ to E

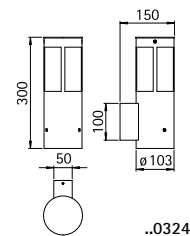
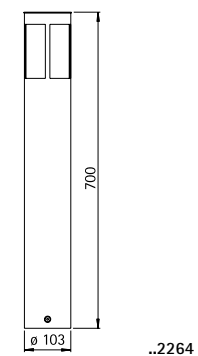
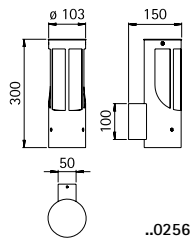
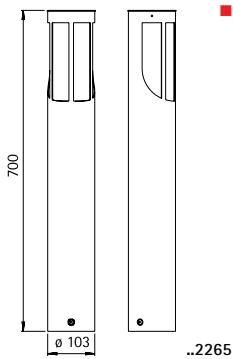


Wall lamps
Bollard lamps



for incandescent lamps
stainless steel
with mounting plate
opal glass


■ Recommended distance:
Bollard lamp 6 m



Art.-No.	Lamp	Base	EEL
Wall lamp			
690256	1 x QA 55 57 W	E27	A++ to E
691000	appropriate corner plate		
Bollard lamp			
692265	1 x QA 55 57 W	E27	A++ to E
690010	appropriate sunk pedestal		
Wall lamp			
690324	1 x QA 55 57 W	E27	A++ to E
691000	appropriate corner plate		
Bollard lamp			
692264	1 x QA 55 57 W	E27	A++ to E
690010	appropriate sunk pedestal		

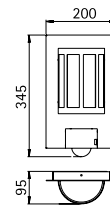
Wall lamps

for incandescent lamps
 stainless steel
 with mounting plate made of
 cast aluminium
 opal glass

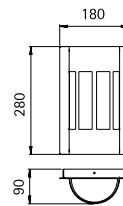


IP44

LED Available on request
 with LED 10 W (770 lm,
 3000 K, warmwhite) for power
 supply 230 V, 50 Hz.



..6141



..6119

Art.-No.	Lamp	Base	EEL
Wall lamp with movement detector			
696141	1 x QA 55 57 W	E27	A++ to E
Wall lamp			
696119	1 x QA 55 57 W	E27	A++ to E



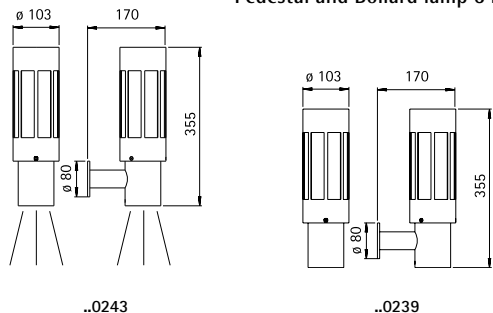
Wall lamps
Pedestal lamp
Bollard lamps



IP 44

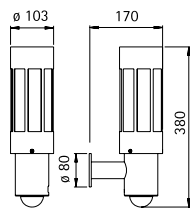
for incandescent lamps resp. for additional pressed glass reflector lamp PAR 20
stainless steel
with mounting plate made of cast aluminium (only ..0505, ..2246, ..2011)
opal glass

■ Recommended distance:
Pedestal and Bollard lamp 6 m

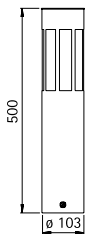


..0243

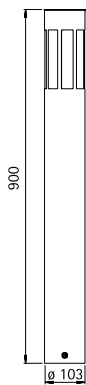
..0239



..0241



..0505




..2246



Art.-No.	Lamp	Base	Lamp dimensions	EEL
Wall lamp				
690239	1 x QA 55 57 W	E27		A++ to E
691003	appropriate corner plate			
Wall lamp with additional downlight PAR 20 50 W				
690243	1 x QA 55 57 W	E27		A++ to E
	PAR 20 50 W	E27	max. ø 64 x 90 mm	A++ to E
691003	appropriate corner plate			
Wall lamp with movement detector				
690241	1 x QA 55 57 W	E27		A++ to E
691003	appropriate corner plate			
Pedestal lamp				
690505	1 x QA 55 57 W	E27		A++ to E
690010	appropriate sunk pedestal			
Bollard lamp				
692246	1 x QA 55 57 W	E27		A++ to E
690010	appropriate sunk pedestal			
Bollard lamp with movement detector (not illustrated)				
692011	1 x QA 55 57 W	E27		A++ to E
690010	appropriate sunk pedestal			

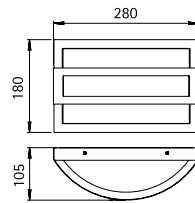



Wall lamp
Ceiling lamp



for incandescent lamps
stainless steel
with mounting plate made of
cast aluminium
opal glass

LED Available on request
with LED 10 W (770 lm,
3000 K, warmwhite) for power
supply 230 V, 50 Hz.



..6180

Art.-No.	Lamp	Base	EEL
696180	1 x QA 55 57 W	E27	A++ to E

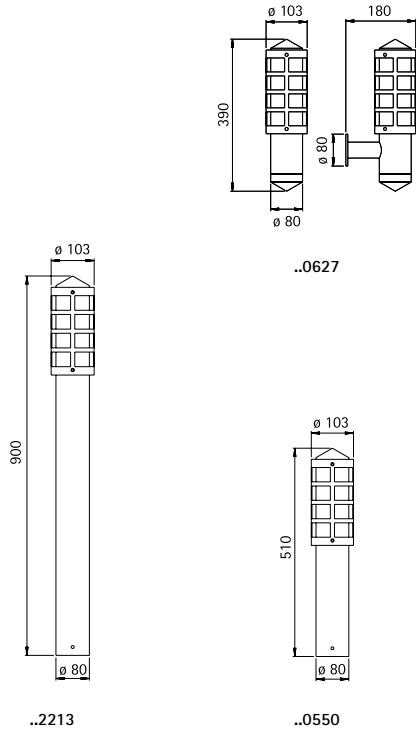


Wall lamp
Pedestal lamp
Bollard lamp

for fluorescent lamps TC-D
stainless steel
with mounting plate (except ..0627)
acrylic-hollow glass

IP 44

■ Recommended distance:
Pedestal and Bollard lamp 4 m



Art.-No.	Lamp	Base	EEL
Wall lamp			
690627	1 x TC-D 18 W	G24d-2	B
691003	appropriate corner plate		
Pedestal lamp			
690550	1 x TC-D 18 W	G24d-2	B
690010	appropriate sunk pedestal		
Bollard lamp			
692213	1 x TC-D 18 W	G24d-2	B
690010	appropriate sunk pedestal		




Foto: DPI Panceelen, Wesel



Wall lamps
Pedestal lamp
Bollard lamp

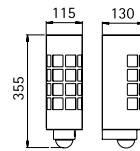
for incandescent lamps
stainless steel
with mounting plate made of
cast aluminium
opal glass



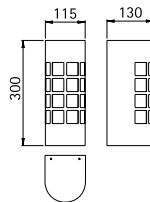
IP44

LED Available on request
with LED 10 W (770 lm,
3000 K, warmwhite) for power
supply 230 V, 50 Hz.

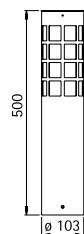
■ Recommended distance:
Pedestal and Bollard lamp 6 m



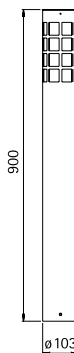
..0209



..0691



..0555



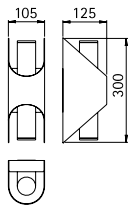
..2233

Art.-No.	Lamp	Base	EEL
Wall lamp with movement detector			
690209	1 x QA 55 57 W	E27	A++ to E
Wall lamp			
690691	1 x QA 55 57 W	E27	A++ to E
Pedestal lamp			
690555	1 x QA 55 57 W	E27	A++ to E
690010	appropriate sunk pedestal		
Bollard lamp			
692233	1 x QA 55 57 W	E27	A++ to E
690010	appropriate sunk pedestal		

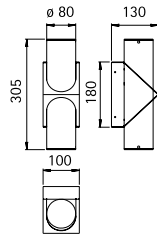
Wall lamps



with LED, lightcolour warmwhite, 3000 K, dimmable resp. for fluorescent lamps TC-S resp. tungsten halogen lamps QT 14 stainless steel with mounting plate made of cast aluminium
 690635, 690636 acrylic-hollow glass
 690252 borosilicate glass




..0252



..0635, ..0636

Art.-No.	Lamp	Luminous flux	EEI
with LED			
690636	1 x LED 16 W	1600 lm	A+


Art.-No.	Lamp	Base	EEI
for fluorescent lamp			
690635	1 x TC-S 11 W	G23	A
for tungsten halogen lamps			
690252	2 x QT 14 40 W	G9	B to E



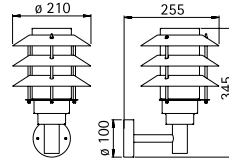


**Wall lamp
Pedestal lamp
Bollard lamp**

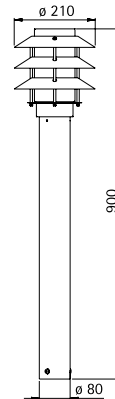
for incandescent lamps
stainless steel
with mounting plate
opal glass



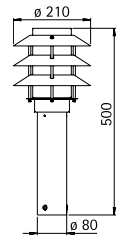
■ **Recommended distance:
Pedestal and Bollard lamp 4 m**



..0216



..2256



..0500

Art.-No.	Lamp	Base	EEL
Wall lamp			
690216	1 x QA 55 57 W	E27	A++ to E
691004	appropriate corner plate		
Pedestal lamp			
690500	1 x QA 55 57 W	E27	A++ to E
690010	appropriate sunk pedestal		
Bollard lamp			
692256	1 x QA 55 57 W	E27	A++ to E
690010	appropriate sunk pedestal		





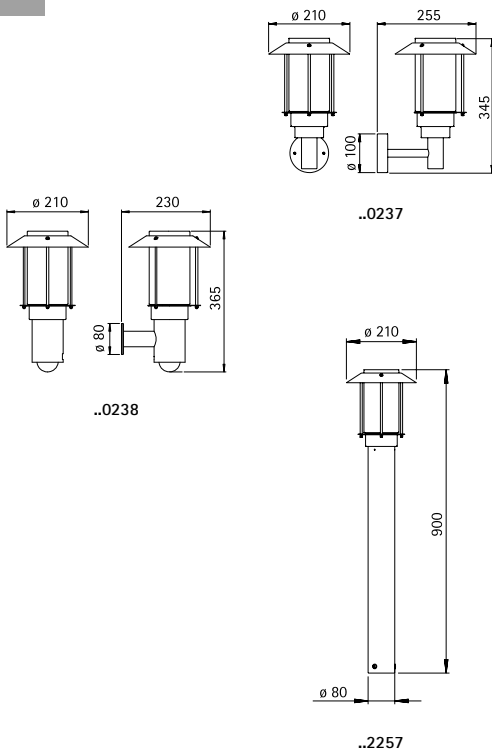
Wall lamps
Bollard lamp



IP 44

for incandescent lamps
stainless steel with mounting
plate (except ..0238)
opal glass

- Recommended distance:
Bollard lamp 4 m




Art.-No.	Lamp	Base	EEI
Wall lamp			
690237	1 x QA 55 57 W	E27	A++ to E
691004	appropriate corner plate		
Wall lamp with movement detector			
690238	1 x QA 55 57 W	E27	A++ to E
691003	appropriate corner plate		
Bollard lamp			
692257	1 x QA 55 57 W	E27	A++ to E
690010	appropriate sunk pedestal		



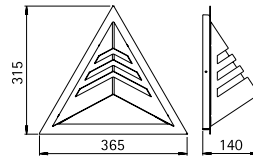
Foto: OBUK, Oelde

Wall lamps

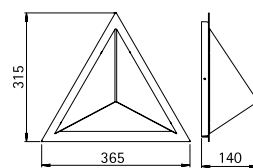


for incandescent lamps
stainless steel
with mounting plate made of
cast aluminium
opal glass

LED Available on request
with LED 10 W (770 lm,
3000 K, warmwhite) for power
supply 230 V, 50 Hz.



..6124



..6123

Art.-No.	Lamp	Base	EEL
696124	1 x QA 55 57 W	E27	A+++ to E
696123	1 x QA 55 57 W	E27	A+++ to E

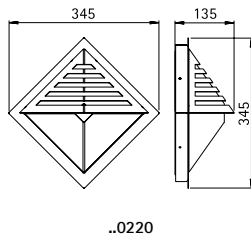


Wall lamp

for incandescent lamps
stainless steel
with mounting plate made of
cast aluminium
opal glass



LED Available on request with LED 10 W (770 lm, 3000 K, warmwhite) for power supply 230 V, 50 Hz.



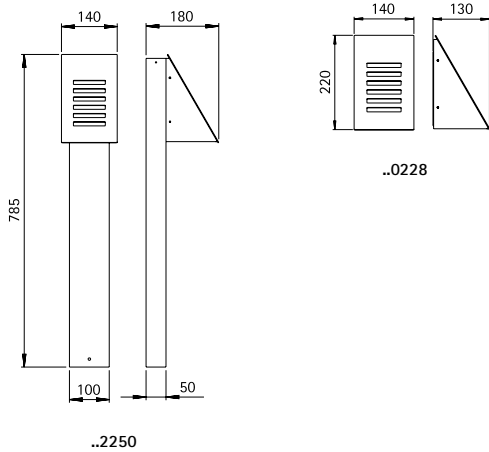
Art.-No.	Lamp	Base	EEL
690220	1 x QA 55 57 W	E27	A++ to E



**Wall lamp
Bollard lamp**

Protection class IP 44
for tungsten halogen lamps QT 14
stainless steel
with mounting plate made of
cast aluminium
opal coated plane glass

- Recommended distance:
Bollard lamp 3 m




Art.-No.	Lamp	Base	EEL
Wall lamp			
690228	1 x QT 14 60 W	G9	B to E
Bollard lamp			
692250	1 x QT 14 60 W	G9	B to E



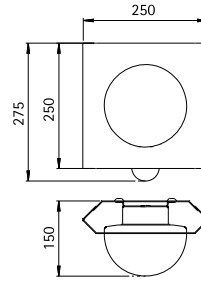


Wall lamps

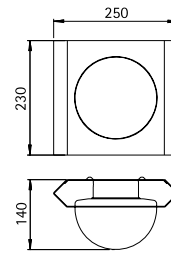
for incandescent lamps
stainless steel
opal glass



IP44



..6127




..6112

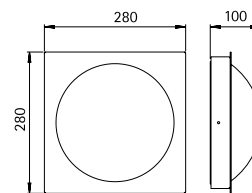
Art.-No.	Lamp	Base	EEL
Wall lamp with movement detector			
696127	1 x QA 55 57 W	E27	A++ to E
Wall lamp			
696112	1 x QA 55 57 W	E27	A++ to E

Wall lamp
Ceiling lamp

for incandescent lamps
stainless steel
with mounting plate made of
cast aluminium
opal glass



IP 44

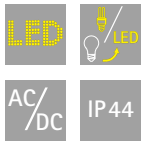


..6175

LED Available on request with LED 10 W (770 lm, 3000 K, warmwhite) for power supply 230 V, 50 Hz.

Art.-No.	Lamp	Base	EEL
Wall and Ceiling lamp			
696175	1 x QA 55 57 W	E27	A++ to E

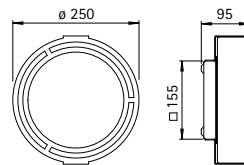
**Wall lamps
Ceiling lamps**



with LED, lightcolour warmwhite, 3000 K, with integrated converter AC/DC resp. for incandescent lamps
made of stainless steel
with mounting plate
opal glass

Art.-No.	Lamp	Luminous flux	EEL
with LED			
696386	1 x LED 10 W	770 lm	A

Art.-No.	Lamp	Base	EEL
for incandescent lamp			
696286	1 x QA 55 57 W	E27	A++ to E



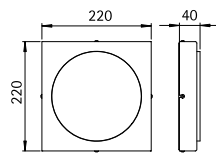
..6286, ..6386



**Wall lamp
Ceiling lamp**



with LED, lightcolour warmwhite, 3000 K, dimmable resp. for incandescent lamps
made of stainless steel
with mounting plate
acrylic glass opal



..6356

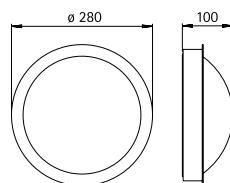
Art.-No.	Lamp	Luminous flux	EEL
with LED			
696356	1 x LED 16 W	1600 lm	A



**Wall lamp
Ceiling lamp**



for incandescent lamps
stainless steel
with mounting plate made of cast aluminium
opal glass



..6174

Available on request with LED 10 W (770 lm, 3000 K, warmwhite) for power supply 230 V, 50 Hz.

Art.-No.	Lamp	Base	EEL
for incandescent lamp			
696174	1 x QA 55 57 W	E27	A++ to E



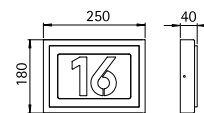


House number lamps

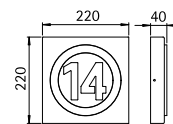
with LED, lightcolour warmwhite, 3000 K, dimmable
made of stainless steel
with mounting plate
acrylic glass opal
Lettering height: 95 mm



■ For the order please mention the house number.



..6015



..6016

Art.-No.	Lamp	Luminous flux	EEL
696015	1 x LED 8 W	900 lm	A+
696016	1 x LED 8 W	900 lm	A+

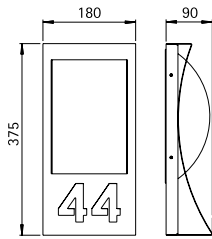
House number lamps

IP 44

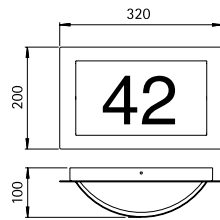
LED Available on request with LED 10 W (770 lm, 3000 K, warmwhite) for power supply 230 V, 50 Hz.

for fluorescent lamps TC-S stainless steel
 custom-made house number with mounting plate made of cast aluminium
 opal glass
 ..6003 with twilight switch

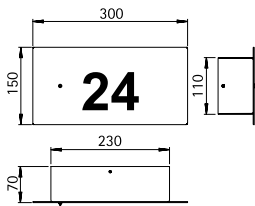
■ For the order please mention the house number.



..6017



..6002

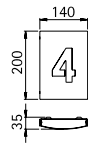


..6003



Art.-No.	Lamp	Base	EEL
Wall lamps			
696017	1x TC-S 5/7 W	G23	A
696002	1x TC-S 5/7 W	G23	A
Wall lamp with twilight switch			
696003	1x TC-S 5/7 W	G23	A

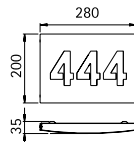




..6000



..6008



..6009

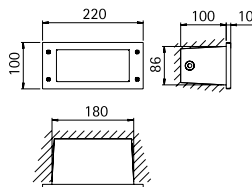
House number lamps



with LED, lightcolour white, 3000 K
including converter
direct connection 230 V, 50 Hz
stainless steel
customized laser-made
Lettering height: 100 mm

■ For the order please mention the house number.

Art.-No.	Lamp	EEL
696000	1 x LED 1,0 W	A+
696008	1 x LED 1,2 W	A+
696009	1 x LED 1,5 W	A+

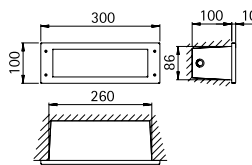


..1906

Recessed wall lamps



for fluorescent lamps TC-D
cast aluminium and stainless steel
makrolon white
insert hole:
691906: 180 x 86 x 100 mm
691907: 260 x 86 x 100 mm



..1907

Art.-No.	Lamp	Base	EEL
691906	1 x TC-D 10/13 W	G24d-1	A
691907	1 x TC-D 18 W	G24d-2	B




FLOODLIGHTS



VOLT, Berlin

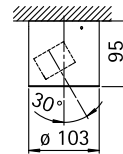
**Wall lamps
Ceiling spotlights**

30° slewable

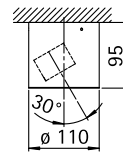


with LED, lightcolour warmwhite, 3000 K, with integrated converter AC/DC
stainless steel resp. cast aluminium
with mounting plate safety glass

- Half beam angle 40° or 10° and lightcolour white (4000 K) are available on request.



..2143



..2144

Distance [m]	ø Cube [m]	Illumination [lx]
1,0	0,44	1800
2,0	0,88	450
3,0	1,32	200

..2143, ..2144 Half beam angle 25°

Art.-No.	Lamp	Luminous flux	EEL	Material / colour
Wall lamp, Ceiling spotlight				
692143	1 x LED 4,5 W	330 lm	A	StSt
Wall lamps, Ceiling spotlights				
662144	1 x LED 4,5 W	330 lm	A	black
682144	1 x LED 4,5 W	330 lm	A	white
692144	1 x LED 4,5 W	330 lm	A	silver

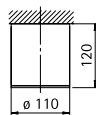
Ceiling spotlights

with LED, lightcolour warmwhite, 3000 K, dimmable resp. for pressed glass reflector lamps PAR 30
 cast aluminium
 with mounting plate
 safety glass (except ..2130, IP23)



Distance [m]	ø Cube [m]	Illumination [lx]
1,0	0,44	2000
2,0	0,88	510
3,0	1,32	220
4,0	2,40	120
5,0	3,00	80

..2380 Half beam angle 30°



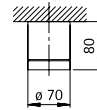
..2130, ..2380

Art.-No.	Lamp	Luminous flux	EEL	Colour
with LED				
662380	1 x LED 12 W	1200 lm	A+	black
682380	1 x LED 12 W	1200 lm	A+	white
692380	1 x LED 12 W	1200 lm	A+	silver

Art.-No.	Lamp	Lamp dimensions	Base	EEL	Colour
for pressed glass reflector lamps					
662130	1 x PAR 30 75 W	max. ø 97 x 90 mm	E27	A++ to E	black
682130	1 x PAR 30 75 W	max. ø 97 x 90 mm	E27	A++ to E	white
692130	1 x PAR 30 75 W	max. ø 97 x 90 mm	E27	A++ to E	silver

Ceiling spotlights

for pressed glass reflector lamps
PAR 16
cast aluminium

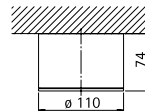



..2140

Art.-No.	Lamp	Lamp dimensions	Base	EEL	Colour
662140	1 x PAR 16 50 W	max. ø 50 x 56 mm	GU10	A++ to E	black
682140	1 x PAR 16 50 W	max. ø 50 x 56 mm	GU10	A++ to E	white
692140	1 x PAR 16 50 W	max. ø 50 x 56 mm	GU10	A++ to E	silver

Ceiling spotlights

with LED, lightcolour white,
3000 K with integrated
converter AC/DC
resp. for tungsten halogen lamps
QT-DE 12
cast aluminium
with mounting plate
reflector made of anodised pure
aluminium
safety glass satiné



..2137, ..2382

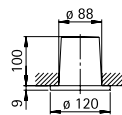
Art.-No.	Lamp	Luminous flux	EEL	Colour
with LED				
662382	1 x LED 10 W	770 lm	A+	black
682382	1 x LED 10 W	770 lm	A+	white
692382	1 x LED 10 W	770 lm	A+	silver

Art.-No.	Lamp	Lamp length	Base	EEL	Colour
for tungsten halogen lamps					
662137	1 x QT-DE 12 60 W	74,9 mm	R7s	B to E	black
682137	1 x QT-DE 12 60 W	74,9 mm	R7s	B to E	white
692137	1 x QT-DE 12 60 W	74,9 mm	R7s	B to E	silver



Ceiling recessed spotlights

for pressed glass reflector lamps
PAR 20
cast aluminium
insert hole:
100 mm x ø 88 mm



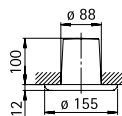
...2129

Art.-No.	Lamp	Lamp dimensions	Base	EEL	Colour
662129	1 x PAR 20 50 W	max. ø 64 x 90 mm	E27	A++ to E	black
682129	1 x PAR 20 50 W	max. ø 64 x 90 mm	E27	A++ to E	white



Ceiling recessed spotlight

for pressed glass reflector lamps
PAR 20
cast aluminium
cover stainless steel
insert hole:
100 mm x ø 88 mm



...2147

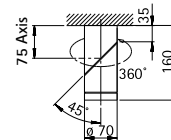
Art.-No.	Lamp	Lamp dimensions	Base	EEL	Material
692147	1 x PAR 20 50 W	max. ø 64 x 90 mm	E27	A++ to E	StSt





Rotating and slewable spotlights

for pressed glass reflector lamps
PAR 16
cast aluminium
rotatable 360°, slewable 90°
with mounting plate
borosilicate glass




..2138

Art.-No.	Lamp	Lamp dimensions	Base	EEL	Colour
662138	1 x PAR 16 50 W	max. ø 50 x 56 mm	GU10	A++ to E	black
682138	1 x PAR 16 50 W	max. ø 50 x 56 mm	GU10	A++ to E	white
692138	1 x PAR 16 50 W	max. ø 50 x 56 mm	GU10	A++ to E	silver



**Wall lamps
Ceiling floodlights**
sleuable



IP 44

with LED, lightcolour warmwhite,
3000 K, dimmable resp. for
metal halide lamps HIT
with electronic ballast
cast aluminium
sleuable 90°
with mounting plate
safety glass clear

Distance [m]	ø Cube [m]	Illumination [lx]
1,0	0,44	2050
2,0	0,88	510
3,0	1,32	220
4,0	2,40	125
5,0	3,00	80

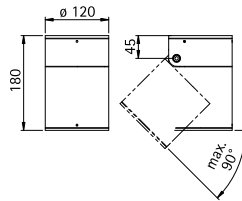
..2388 Half beam angle 30°

Distance [m]	ø Cube [m]	Illumination [lx]
1,0	0,44	2900
2,0	0,88	729
3,0	1,32	324
4,0	2,40	182
5,0	3,00	117

..2348 Half beam angle 30°

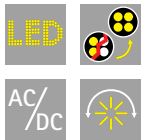
Art.-No.	Lamp	Luminous flux	EEL	Colour
with LED				
662388	1 x LED 12 W	1200 lm	A+	black
682388	1 x LED 12 W	1200 lm	A+	white
692388	1 x LED 12 W	1200 lm	A+	silver

Art.-No.	Lamp	Base	EEL	Colour
for metal halide lamps				
662348	1 x HIT-TC-CE 20W	G8,5	A+	black
682348	1 x HIT-TC-CE 20W	G8,5	A+	white
692348	1 x HIT-TC-CE 20W	G8,5	A+	silver



..2348

**Wall lamps
Ceiling floodlights**
sleuable



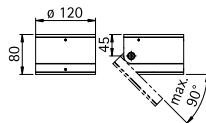
IP 44

with LED, lightcolour warmwhite,
3000 K, with integrated
converter AC/DC
cast aluminium
sleuable 90°
with mounting plate
safety glass

■ Available on request with
lightcolour white, 4000 K.

Distance [m]	ø Cube [m]	Illumination [lx]
3,0	7,5	7,5
2,0	4,8	17
1,0	2,4	66

..2347 Half beam angle 100°



..2347

Art.-No.	Lamp	Luminous flux	EEL	Colour
662347	1 x LED 7 W	750 lm	A+	black
682347	1 x LED 7 W	750 lm	A+	white
692347	1 x LED 7 W	750 lm	A+	silver

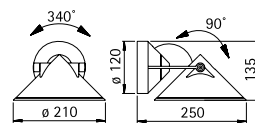




Floodlights



for tungsten halogen lamps
 QT-DE 12
 rotatable 340°, slewable 90°
 cast aluminium
 with mounting plate
 reflector made of anodised
 pure aluminium
 borosilicate glass clear



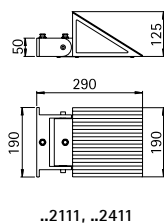
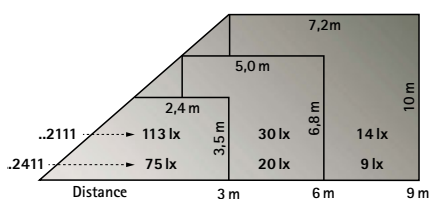
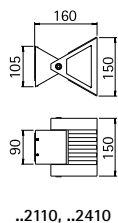
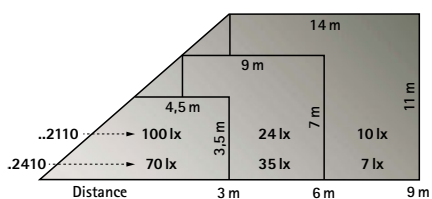
..2141

Art.-No.	Lamp	Lamp length	Base	EEL	Colour
662141	1 x QT-DE 12 150 W	74,9 mm	R7s	B to E	black
682141	1 x QT-DE 12 150 W	74,9 mm	R7s	B to E	white
692141	1 x QT-DE 12 150 W	74,9 mm	R7s	B to E	silver
..1005	appropriate corner plate				

Floodlights



with LED, lightcolour warmwhite, 3000 K, dimmable resp. for tungsten halogen lamps
 QT-DE 12
 slewable 90°
 cast aluminium
 with mounting plate
 reflector made of anodised pure aluminium
 borosilicate glass clear



Art.-No.	Lamp	Luminous flux	EEL	Colour
with LED				
662410	1 x LED 16 W	1600 lm	A+	black
682410	1 x LED 16 W	1600 lm	A+	white
692410	1 x LED 16 W	1600 lm	A+	silver
662411	1 x LED 32 W	3200 lm	A+	black
682411	1 x LED 32 W	3200 lm	A+	white
692411	1 x LED 32 W	3200 lm	A+	silver

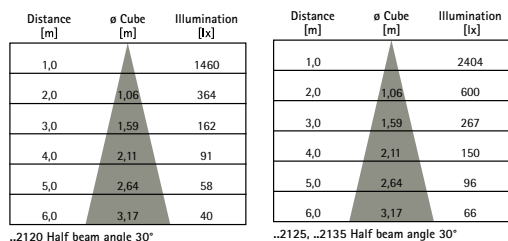
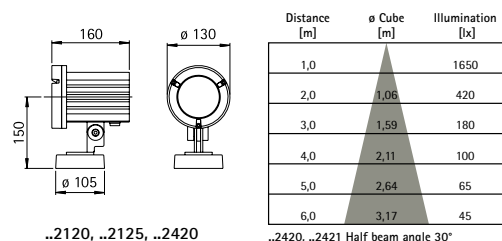
Art.-No.	Lamp	Lamp length	Base	EEL	Colour
for tungsten halogen lamps					
662110	1 x QT-DE 12 150 W	74,9 mm	R7s	B to E	black
682110	1 x QT-DE 12 150 W	74,9 mm	R7s	B to E	white
692110	1 x QT-DE 12 150 W	74,9 mm	R7s	B to E	silver
662111	1 x QT-DE 12 300 W	114,2 mm	R7s	B to E	black
682111	1 x QT-DE 12 300 W	114,2 mm	R7s	B to E	white
692111	1 x QT-DE 12 300 W	114,2 mm	R7s	B to E	silver

Floodlights
Floodlights with spike



IP54

with LED, lightcolour warmwhite, 3000 K, dimmable resp. for tungsten halogen lamps QT 18 resp. metal halide lamps HIT, ..2125, ..2135 with electronic ballast cast aluminium rotatable 360°, slewable 120° with mounting plate resp. spike with 2,5 m cable and plug reflector made of anodised pure aluminium safety glass clear



Art.-No.	Lamp	Luminous flux	EEl	Colour
Wall floodlights with LED				
662420	1 x LED 12 W	1200 lm	A+	black
682420	1 x LED 12 W	1200 lm	A+	white
692420	1 x LED 12 W	1200 lm	A+	silver
.. 1005	appropriate corner plate			

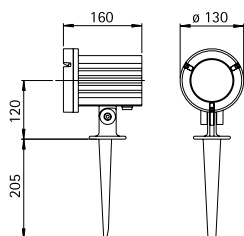
Art.-No.	Lamp	Luminous flux	EEl	Colour
Spotlights with spike with LED				
662421	1 x LED 12 W	1200 lm	A+	black
682421	1 x LED 12 W	1200 lm	A+	white
692421	1 x LED 12 W	1200 lm	A+	silver

Art.-No.	Lamp	Base	EEl	Colour
Wall floodlights for tungsten halogen lamps				
662120	1 x QT 18 150 W	B15d	B to E	black
682120	1 x QT 18 150 W	B15d	B to E	white
692120	1 x QT 18 150 W	B15d	B to E	silver
.. 1005	appropriate corner plate			

Art.-No.	Lamp	Base	EEl	Colour
Wall floodlights for metal halide lamps				
662125	1 x HIT-TC-CE 20 W	G8,5	A+	black
682125	1 x HIT-TC-CE 20 W	G8,5	A+	white
692125	1 x HIT-TC-CE 20 W	G8,5	A+	silver
.. 1005	appropriate corner plate			

Art.-No.	Lamp	Base	EEl	Colour
Spotlights with spike for tungsten halogen lamps				
662121	1 x QT 18 150 W	B15d	B to E	black
682121	1 x QT 18 150 W	B15d	B to E	white
692121	1 x QT 18 150 W	B15d	B to E	silver

Art.-No.	Lamp	Base	EEl	Colour
Spotlights with spike for metal halide lamps				
662135	1 x HIT-TC-CE 20 W	G8,5	A+	black
682135	1 x HIT-TC-CE 20 W	G8,5	A+	white
692135	1 x HIT-TC-CE 20 W	G8,5	A+	silver



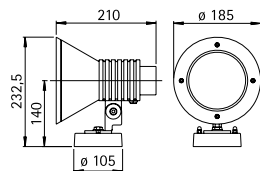


Floodlights
Floodlights with spike

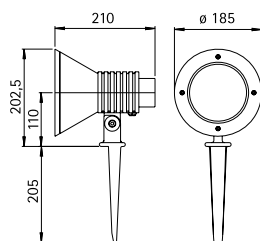


IP 54

for energy saving lamps (ESL)
TC-DSE resp. LED-Retrofit
cast aluminium
rotatable 360°, slewable 120°
with mounting plate resp. spike
with 2,5 m cable and plug
reflector made of anodised pure aluminium
safety glass clear



..2182



..2183



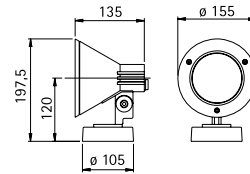
Art.-No.	Lamp	Lamp dimensions	Base	EEL	Colour
Wall floodlights					
662182	1 x ESL / LED-Retrofit max. 15 W	max. 55 x 110 mm	E27	A++ to B	black
682182	1 x ESL / LED-Retrofit max. 15 W	max. 55 x 110 mm	E27	A++ to B	white
692182	1 x ESL / LED-Retrofit max. 15 W	max. 55 x 110 mm	E27	A++ to B	silver
.. 1005	appropriate corner plate				
Spotlights with spike					
662183	1 x ESL / LED-Retrofit max. 15 W	max. 55 x 110 mm	E27	A++ to B	black
682183	1 x ESL / LED-Retrofit max. 15 W	max. 55 x 110 mm	E27	A++ to B	white
692183	1 x ESL / LED-Retrofit max. 15 W	max. 55 x 110 mm	E27	A++ to B	silver

Floodlights
Floodlights with spike

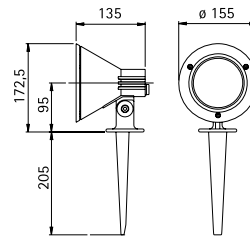
for pressed glass reflector lamps PAR 30
 cast aluminium
 rotatable 360°, slewable 120°
 with mounting plate resp. spike with
 2,5 m cable and plug
 borosilicate glass clear



IP54



..2155



..2156

Art.-No.	Lamp	Lamp dimensions	Base	EEL	Colour
Wall floodlights					
662155	1 x PAR 30 75 W	max. ø 97 x 90 mm	E27	A++ to E	black
682155	1 x PAR 30 75 W	max. ø 97 x 90 mm	E27	A++ to E	white
..1005	appropriate corner plate				
Spotlights with spike					
662156	1 x PAR 30 75 W	max. ø 97 x 90 mm	E27	A++ to E	black
682156	1 x PAR 30 75 W	max. ø 97 x 90 mm	E27	A++ to E	white

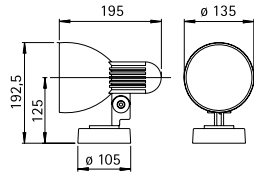


Floodlights
Floodlights with spike

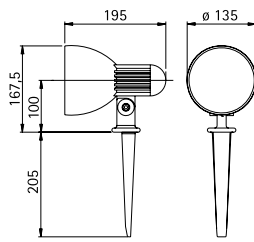


IP 54

for pressed glass reflector lamps
PAR 38
cast aluminium
rotatable 360°, slewable 120°
with mounting plate resp. spike
with 2,5 m cable and plug



..2122



..2123



Art.-No.	Lamp	Lamp dimensions	Base	EEL	Colour
Wall floodlights					
662122	1 x PAR 38 120 W	max. ø 122 x 150 mm	E27	A++ to E	black
682122	1 x PAR 38 120 W	max. ø 122 x 150 mm	E27	A++ to E	white
..1005	appropriate corner plate				
Spotlights with spike					
662123	1 x PAR 38 120 W	max. ø 122 x 150 mm	E27	A++ to E	black
682123	1 x PAR 38 120 W	max. ø 122 x 150 mm	E27	A++ to E	white





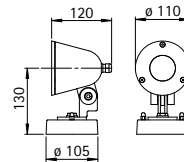
Floodlights
Floodlights with spike



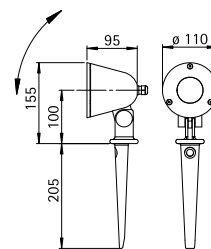
IP54

with LED, lightcolour warmwhite, 3000 K, with integrated converter AC/DC
cast aluminium
rotatable, slewable 120°
with mounting plate resp. spike
with 2,5 m cable and plug
borosilicate glass clear

■ Half beam angle 40° or 10° and light colour white (4000 K) are available on request.



..2131



..2100


Distance [m]	ø Cube [m]	Illumination [lx]
3,0	1,32	200
2,0	0,88	450
1,0	0,44	1800

..2100 Half beam angle 30°

Art.-No.	Lamp	Luminous flux	EEL	Colour
Wall floodlights				
662131	1 x LED 4,5 W	330 lm	A	black
682131	1 x LED 4,5 W	330 lm	A	white
692131	1 x LED 4,5 W	330 lm	A	silver
Spotlights with spike				
662100	1 x LED 4,5 W	330 lm	A	black
682100	1 x LED 4,5 W	330 lm	A	white
692100	1 x LED 4,5 W	330 lm	A	silver

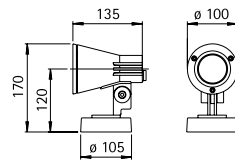


Floodlights
Floodlights with spike

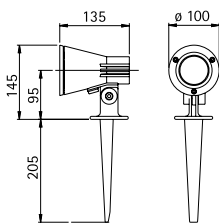


IP 54

with LED, lightcolour warmwhite, 3000 K,
dimnable resp. for
pressed glass reflector lamps PAR 20
cast aluminium
rotatable 360°, slewable 120°
with mounting plate resp. spike with 2,5 m
cable and plug
borosilicate glass clear



..2153, ..2353



..2154, ..2354


Distance [m]	Ø Cube [m]	Illumination [lx]
1,0		1080
2,0	1,06	270
3,0	1,59	110
4,0	2,11	65
5,0	2,64	40

..2353, ..2354 Half beam angle 30°



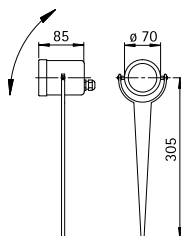
Art.-No.	Lamp	Luminous flux	EEL	Colour
Wall floodlights with LED				
662353	1 x LED 8 W	800 lm	A+	black
682353	1 x LED 8 W	800 lm	A+	white
.. 1005	appropriate corner plate			
Spotlights with spike and LED				
662354	1 x LED 8 W	800 lm	A+	black
682354	1 x LED 8 W	800 lm	A+	white

Art.-No.	Lamp	Lamp dimensions	Base	EEL	Colour
Wall floodlights for pressed glass reflector lamps					
662153	1 x PAR 20 50 W	max. ø 64 x 90 mm	E27	A++ to E	black
682153	1 x PAR 20 50 W	max. ø 64 x 90 mm	E27	A++ to E	white
.. 1005	appropriate corner plate				
Spotlights with spike for pressed glass reflector lamps					
662154	1 x PAR 20 50 W	max. ø 64 x 90 mm	E27	A++ to E	black
682154	1 x PAR 20 50 W	max. ø 64 x 90 mm	E27	A++ to E	white



Distance [m]	ø Cube [m]	Illumination [lx]
3,0	1,32	200
2,0	0,88	450
1,0	0,44	1800

..2112 Half beam angle 30°



..2112

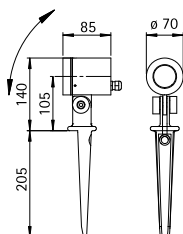
Spotlight with spike



with LED, lightcolour warmwhite, 3000 K, with integrated converter AC/DC
stainless steel
slewable 120°
with 2,5 m cable and plug
borosilicate glass clear


■ Half beam angle 40° or 6° and light colour white (4000 K) are available on request.

Art.-No.	Lamp	Luminous flux	EEL	Material
692112	1 x LED 4,5 W	330 lm	A	StSt



..2197

Spotlights with spike



for pressed glass reflector lamps PAR 16
cast aluminium
slewable 120°
with 2,5 m cable and plug
borosilicate glass clear

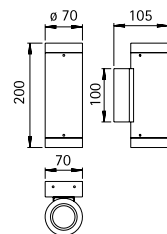
Art.-No.	Lamp	Lamp dimensions	Base	EEL	Colour
662197	1 x PAR 16 50 W	max. ø 50 x 58 mm	GU10	A++ to E	black
682197	1 x PAR 16 50 W	max. ø 50 x 58 mm	GU10	A++ to E	white
692197	1 x PAR 16 50 W	max. ø 50 x 58 mm	GU10	A++ to E	silver



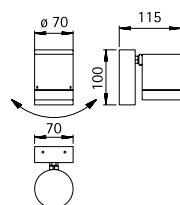
Hof Mawick, Werl

Wall floodlights

for pressed glass reflector lamps
 PAR 16
 cast aluminium
 rotatable 330° (except ..2198)
 with mounting plate
 borosilicate glass clear



..2198



..2193



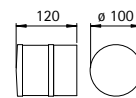
Art.-No.	Lamp	Lamp dimensions	Base	EEL	Colour
Wall floodlights with double-sided light output, up and down					
662198	2 x PAR 16 50 W	max. ø 50 x 58 mm	GU10	A++ to E	black
682198	2 x PAR 16 50 W	max. ø 50 x 58 mm	GU10	A++ to E	white
692198	2 x PAR 16 50 W	max. ø 50 x 58 mm	GU10	A++ to E	silver
Wall floodlights with one-sided light output					
662193	1 x PAR 16 50 W	max. ø 50 x 58 mm	GU10	A++ to E	black
682193	1 x PAR 16 50 W	max. ø 50 x 58 mm	GU10	A++ to E	white
692193	1 x PAR 16 50 W	max. ø 50 x 58 mm	GU10	A++ to E	silver



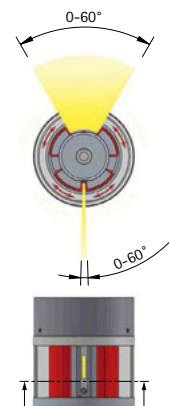
Wall floodlights

light output adjustable
on both sides up to 60°

with LED, lightcolour warmwhite,
3000 K, with integrated
converter AC/DC
acrylic glass clear
with mounting plate



..2315



Art.-No.	Lamp	Luminous flux	EEl	Colour
622315	2 x LED 3 W	each 330 lm	A++	anthracite
662315	2 x LED 3 W	each 330 lm	A++	black
682315	2 x LED 3 W	each 330 lm	A++	white
692315	2 x LED 3 W	each 330 lm	A++	silver

Wall floodlight

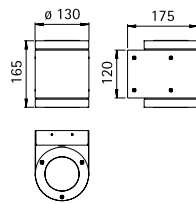
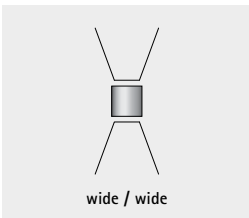
for tungsten halogen lamps QT 14
 stainless steel
 with mounting plate made of
 cast aluminium
 reflector made of anodised pure
 aluminium
 safety glass clear



IP44



Light output



..2151



Art.-No.	Lamp	Base	EEL	Material
692151	2 x QT 14 60 W	G9	B to E	StSt

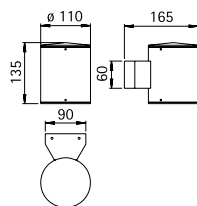
Wall floodlights

for pressed glass reflector lamps
 PAR 30
 cast aluminium
 with mounting plate

with one-sided
 light output



IP23



..2133

Art.-No.	Lamp	Lamp dimensions	Base	EEL	Colour
662133	1 x PAR 30 100 W	max. \varnothing 97 x 80 mm	E27	A++ to E	black
682133	1 x PAR 30 100 W	max. \varnothing 97 x 80 mm	E27	A++ to E	white
692133	1 x PAR 30 100 W	max. \varnothing 97 x 80 mm	E27	A++ to E	silver

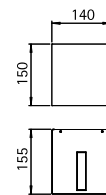


Wall floodlights

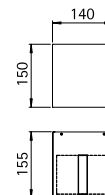


for metal halide lamps HIT
with electronic ballast
stainless steel and cast aluminium
with mounting plate
safety glass clear resp.
lens clear
with different light output
distributions (small, wide)

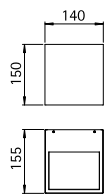
■ Available on request with
one-sided light output.



..2312

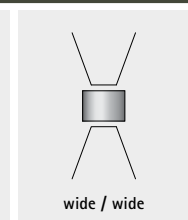
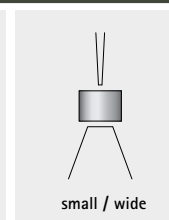
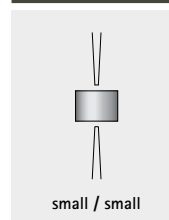


..2313




..2314

Light output



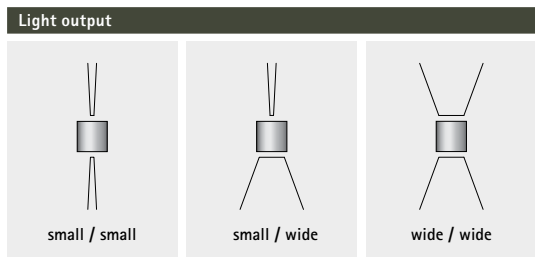
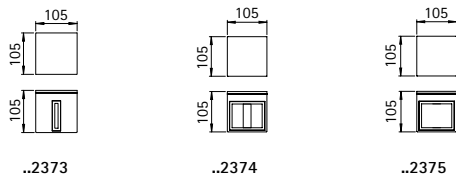
Art.-No.	Lamp	Base	EEL	Material
small / small				
692312	1 x HIT-TC-CE 35 W	G8,5	A+	StSt
small / wide				
692313	1 x HIT-TC-CE 35 W	G8,5	A+	StSt
wide / wide				
692314	1 x HIT-TC-CE 35 W	G8,5	A+	StSt

Wall floodlights



with LED, lightcolour warmwhite, 3000 K, with integrated converter AC/DC
stainless steel and cast aluminium
with mounting plate
safety glass clear resp.
lens clear
with different light output distributions (small, wide)

- Available on request with one-sided light output and lightcolour white, 4000 K.



Art.-No.	Lamp	Luminous flux	EEL	Material
small / small				
692373	2 x LED 3 W	each 330 lm	A+	StSt
small / wide				
692374	2 x LED 3 W	each 330 lm	A+	StSt
wide / wide				
692375	2 x LED 3 W	each 330 lm	A+	StSt



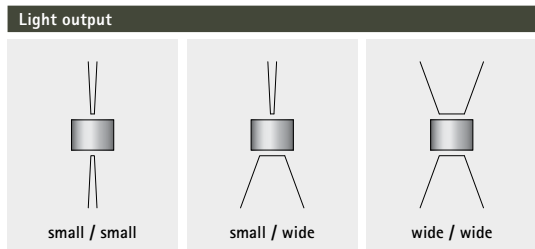
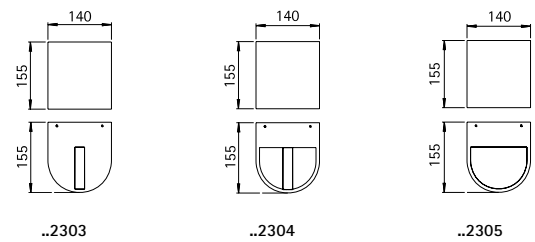


Wall floodlights

for metal halide lamps HIT
with electronic ballast
stainless steel and cast aluminium
with mounting plate
safety glass clear resp.
lens clear
with different light output
distributions (small, wide)

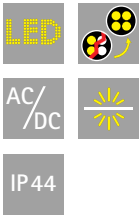


■ Available on request with one-sided light output.



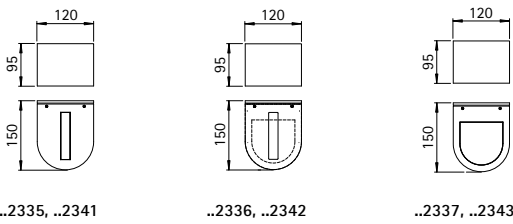
Art.-No.	Lamp	Base	EEL	Material
small / small				
692303	1 x HIT-TC-CE 35 W	G8,5	A+	StSt
small / wide				
692304	1 x HIT-TC-CE 35 W	G8,5	A+	StSt
wide / wide				
692305	1 x HIT-TC-CE 35 W	G8,5	A+	StSt

Wall floodlights




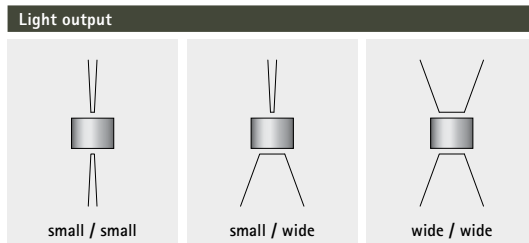
with LED, lightcolour warmwhite, 3000 K with integrated converter AC/DC resp. for tungsten halogen lamps QT-DE 12 stainless steel and cast aluminium with mounting plate safety glass clear resp. lens clear with different light output distributions (small, wide)

■ Available on request with one-sided light output and lightcolour white, 4000 K.



Art.-No.	Lamp	Luminous flux	EEL	Material
with LED				
small / small				
692335	2 x LED 3 W	330 lm	A++	StSt
small / wide				
692336	2 x LED 3 W	330 lm	A++	StSt
wide / wide				
692337	2 x LED 3 W	330 lm	A++	StSt

Art.-No.	Lamp	Lamp length	Base	EEL	Material
for tungsten halogen lamps					
small / small					
692341	1 x QT-DE 12 60 W	74,9 mm	R7s	B to E	StSt
small / wide					
692342	1 x QT-DE 12 60 W	74,9 mm	R7s	B to E	StSt
wide / wide					
692343	1 x QT-DE 12 60 W	74,9 mm	R7s	B to E	StSt



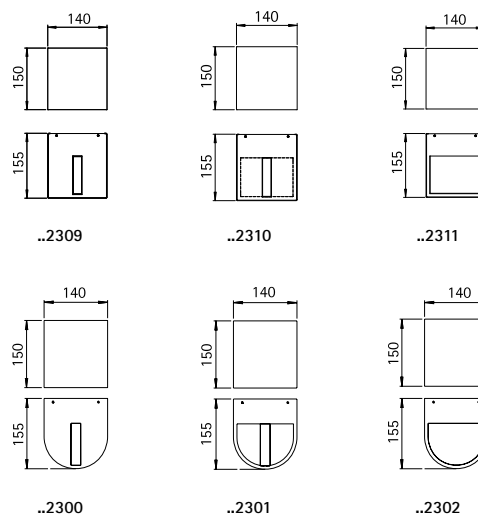


Wall floodlights

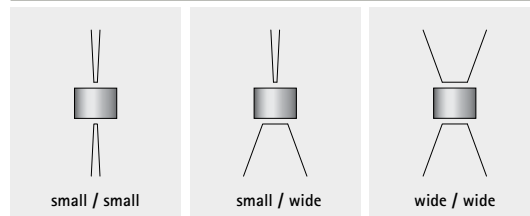


for metal halide lamps HIT
with electronic ballast
cast aluminium
with mounting plate
safety glass clear resp. lens clear
with different light output
distributions (small, wide)

■ Available on request with
one-sided light output.



Light output



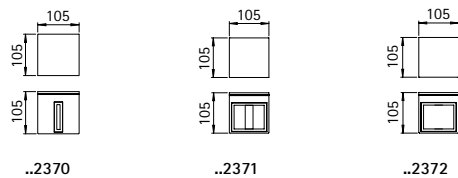

Art.-No.	Lamp	Base	EEl	Colour
small / small				
662309	1 x HIT-TC-CE 35 W	G8,5	A+	black
682309	1 x HIT-TC-CE 35 W	G8,5	A+	white
692309	1 x HIT-TC-CE 35 W	G8,5	A+	silver
small / wide				
662310	1 x HIT-TC-CE 35 W	G8,5	A+	black
682310	1 x HIT-TC-CE 35 W	G8,5	A+	white
692310	1 x HIT-TC-CE 35 W	G8,5	A+	silver
662301	1 x HIT-TC-CE 35 W	G8,5	A+	black
682301	1 x HIT-TC-CE 35 W	G8,5	A+	white
692301	1 x HIT-TC-CE 35 W	G8,5	A+	silver
wide / wide				
662311	1 x HIT-TC-CE 35 W	G8,5	A+	black
682311	1 x HIT-TC-CE 35 W	G8,5	A+	white
692311	1 x HIT-TC-CE 35 W	G8,5	A+	silver
662302	1 x HIT-TC-CE 35 W	G8,5	A+	black
682302	1 x HIT-TC-CE 35 W	G8,5	A+	white
692302	1 x HIT-TC-CE 35 W	G8,5	A+	silver

Wall floodlights

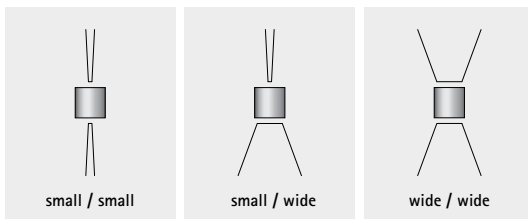


with LED, lightcolour warmwhite, 3000 K, with integrated converter AC/DC
 cast aluminium
 with mounting plate
 safety glass clear resp. lens clear
 with different light output distributions (small, wide)

■ Available on request with one-sided light output and lightcolour white, 4000 K.



Light output



Art.-No.	Lamp	Luminous flux	EEL	Colour
small / small				
622370	2 x LED 3 W	each 330 lm	A+	anthracite
662370	2 x LED 3 W	each 330 lm	A+	black
682370	2 x LED 3 W	each 330 lm	A+	white
692370	2 x LED 3 W	each 330 lm	A+	silver
small / wide				
622371	2 x LED 3 W	each 330 lm	A+	anthracite
662371	2 x LED 3 W	each 330 lm	A+	black
682371	2 x LED 3 W	each 330 lm	A+	white
692371	2 x LED 3 W	each 330 lm	A+	silver
wide / wide				
622372	2 x LED 3 W	each 330 lm	A+	anthracite
662372	2 x LED 3 W	each 330 lm	A+	black
682372	2 x LED 3 W	each 330 lm	A+	white
692372	2 x LED 3 W	each 330 lm	A+	silver

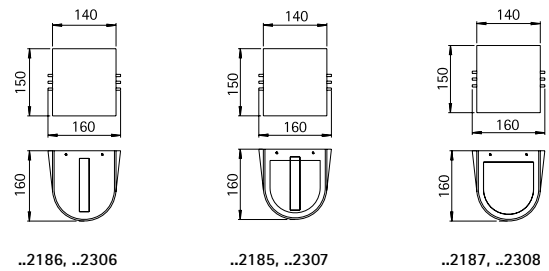


Wall floodlights

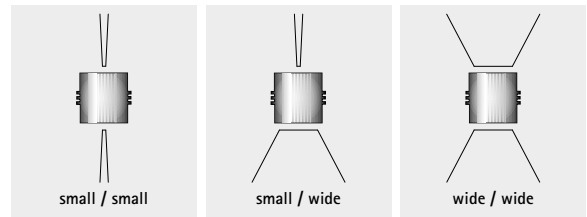


with LED, lightcolour warmwhite, 3000 K, with integrated converter AC/DC resp. for tungsten halogen lamps QT-DE 12 cast aluminium with mounting plate borosilicate glass clear, resp. lens clear with different light output distributions (small, wide)

■ Available on request with one-sided light output and with lightcolour white (4000 K).



Light output



Art.-No.	Lamp	Luminous flux	EEL	Colour
with LED				
small / small				
662306	2x LED 3 W	each 330 lm	A++	black
682306	2x LED 3 W	each 330 lm	A++	white
692306	2x LED 3 W	each 330 lm	A++	silver
small / wide				
662307	2x LED 3 W	each 330 lm	A++	black
682307	2x LED 3 W	each 330 lm	A++	white
692307	2x LED 3 W	each 330 lm	A++	silver
wide / wide				
662308	2x LED 3 W	each 330 lm	A++	black
682308	2x LED 3 W	each 330 lm	A++	white
692308	2x LED 3 W	each 330 lm	A++	silver

Art.-No.	Lamp	Lamp length	Base	EEL	Colour
for tungsten halogen lamps					
small / small					
662186	1x QT-DE 12 100 W	74,9 mm	R7s	B to E	black
682186	1x QT-DE 12 100 W	74,9 mm	R7s	B to E	white
692186	1x QT-DE 12 100 W	74,9 mm	R7s	B to E	silver
small / wide					
662185	1x QT-DE 12 100 W	74,9 mm	R7s	B to E	black
682185	1x QT-DE 12 100 W	74,9 mm	R7s	B to E	white
692185	1x QT-DE 12 100 W	74,9 mm	R7s	B to E	silver
wide / wide					
662187	1x QT-DE 12 100 W	74,9 mm	R7s	B to E	black
682187	1x QT-DE 12 100 W	74,9 mm	R7s	B to E	white
692187	1x QT-DE 12 100 W	74,9 mm	R7s	B to E	silver

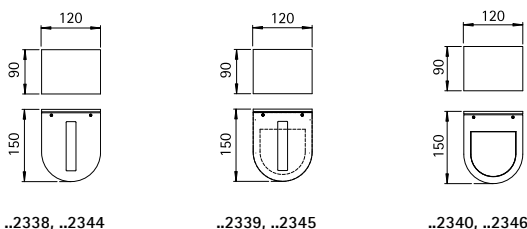



Wall floodlights

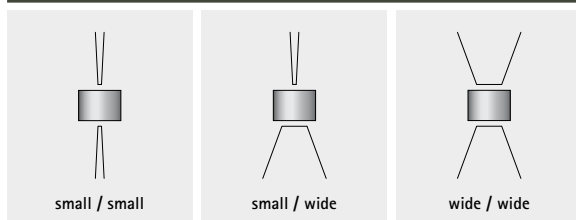


with LED, lightcolour warmwhite, 3000 K, with integrated converter AC/DC resp. for tungsten halogen lamps QT-DE 12 cast aluminium with mounting plate borosilicate glass clear, resp. lens clear with different light output distributions (small, wide)

- Available on request with one-sided light output and with lightcolour white (4000 K).




Light output



Art.-No.	Lamp	Luminous flux	EEL	Colour
with LED				
small / small				
662338	2x LED 3 W	each 330 lm	A++	black
682338	2x LED 3 W	each 330 lm	A++	white
692338	2x LED 3 W	each 330 lm	A++	silver
small / wide				
662339	2x LED 3 W	each 330 lm	A++	black
682339	2x LED 3 W	each 330 lm	A++	white
692339	2x LED 3 W	each 330 lm	A++	silver
wide / wide				
662340	2x LED 3 W	each 330 lm	A++	black
682340	2x LED 3 W	each 330 lm	A++	white
692340	2x LED 3 W	each 330 lm	A++	silver

Art.-No.	Lamp	Lamp length	Base	EEL	Colour
for tungsten halogen lamps					
small / small					
662344	1x QT-DE 12 60 W	74,9 mm	R7s	B to E	black
682344	1x QT-DE 12 60 W	74,9 mm	R7s	B to E	white
692344	1x QT-DE 12 60 W	74,9 mm	R7s	B to E	silver
small / wide					
662345	1x QT-DE 12 60 W	74,9 mm	R7s	B to E	black
682345	1x QT-DE 12 60 W	74,9 mm	R7s	B to E	white
692345	1x QT-DE 12 60 W	74,9 mm	R7s	B to E	silver
wide / wide					
662346	1x QT-DE 12 60 W	74,9 mm	R7s	B to E	black
682346	1x QT-DE 12 60 W	74,9 mm	R7s	B to E	white
692346	1x QT-DE 12 60 W	74,9 mm	R7s	B to E	silver






Böschchen, Ottersberg

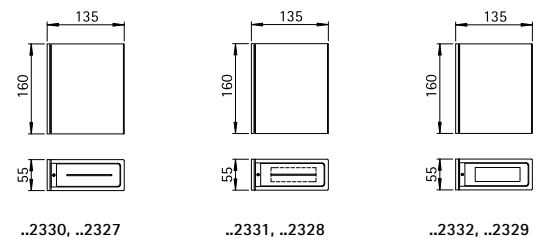
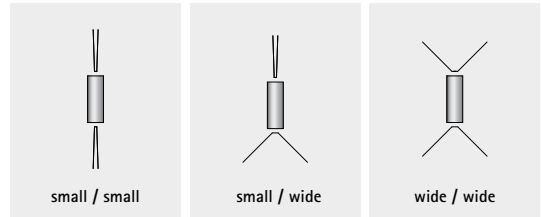


Wall floodlights










with LED, lightcolour warmwhite, 3000 K, with integrated converter AC/DC
 stainless steel resp. cast aluminium
 with mounting plate
 safety glass
 with different light output distributions (small, wide)
 ■ Available on request with one-sided light output and with lightcolour white (4000 K).



Light output



Art.-No.	Lamp	Luminous flux	EEL	Material / colour
Wall floodlights stainless steel				
small / small				
692330	2 x LED 3 W	each 330 lm	A++	StSt
small / wide				
692331	2 x LED 3 W	each 330 lm	A++	StSt
wide / wide				
692332	2 x LED 3 W	each 330 lm	A++	StSt
Wall floodlights cast aluminium				
small / small				
662327	2 x LED 3 W	each 330 lm	A++	black
682327	2 x LED 3 W	each 330 lm	A++	white
692327	2 x LED 3 W	each 330 lm	A++	silver
small / wide				
662328	2 x LED 3 W	each 330 lm	A++	black
682328	2 x LED 3 W	each 330 lm	A++	white
692328	2 x LED 3 W	each 330 lm	A++	silver
wide / wide				
662329	2 x LED 3 W	each 330 lm	A++	black
682329	2 x LED 3 W	each 330 lm	A++	white
692329	2 x LED 3 W	each 330 lm	A++	silver

 P. 182	 P. 182	 P. 183	 P. 183	 P. 183	 P. 184	 P. 184	 P. 185	 P. 185	 P. 185
 P. 186	 P. 186	 P. 187	 P. 187	 P. 187	 P. 188	 P. 188	 P. 188	 P. 189	 P. 189
 P. 189	 P. 190	 P. 190	 P. 191	 P. 191	 P. 192	 P. 192	 P. 193	 P. 193	 P. 193
 P. 193	 P. 194	 P. 195	 P. 195	 P. 196	 P. 196	 P. 196	 P. 197	 P. 197	 P. 198
 P. 198	 P. 198	 P. 198	 P. 199	 P. 199	 P. 199	 P. 200	 P. 200	 P. 200	 P. 201
 P. 201	 P. 201	 P. 202	 P. 202	 P. 202	 P. 202	 P. 202			



COUNTRY STYLE LAMPS

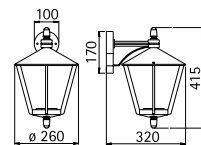


Wall lamps
Pedestal lamps
Path lamps
Pole top lamps

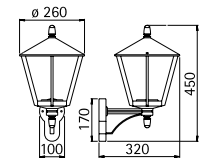
for incandescent lamps
cast aluminium
with mounting plate
pole top lamps pole included
acrylic glass clear



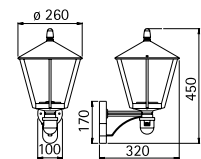
IP44



..1816



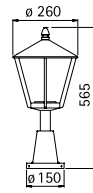
..1814



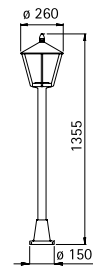
..1815



Art.-No.	Lamp	Base	EEL	Colour
Wall lamps				
661816	1 x QA 55 57 W	E27	A++ to E	black
651816	1 x QA 55 57 W	E27	A++ to E	brown-brass
681816	1 x QA 55 57 W	E27	A++ to E	white
.. 1006	appropriate corner plate			
661814	1 x QA 55 57 W	E27	A++ to E	black
651814	1 x QA 55 57 W	E27	A++ to E	brown-brass
681814	1 x QA 55 57 W	E27	A++ to E	white
.. 1006	appropriate corner plate			
Wall lamps with movement detector				
661815	1 x QA 55 57 W	E27	A++ to E	black
651815	1 x QA 55 57 W	E27	A++ to E	brown-brass
681815	1 x QA 55 57 W	E27	A++ to E	white
.. 1006	appropriate corner plate			



..0529

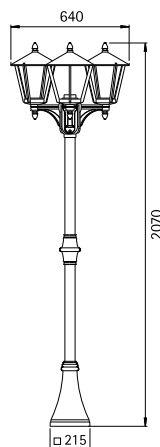


..4129



Foto: Sonderanfertigung 2-flammig

Art.-No.	Lamp	Base	EEL	Colour
Pedestal lamps				
660529	1 x QA 55 57 W	E27	A++ to E	black
650529	1 x QA 55 57 W	E27	A++ to E	brown-brass
680529	1 x QA 55 57 W	E27	A++ to E	white
690010	appropriate sunk pedestal			
Path lamps				
664129	1 x QA 55 57 W	E27	A++ to E	black
654129	1 x QA 55 57 W	E27	A++ to E	brown-brass
684129	1 x QA 55 57 W	E27	A++ to E	white
690010	appropriate sunk pedestal			
Pole top lamps 3-units				
662046	3 x QA 55 57 W	E27	A++ to E	black
652046	3 x QA 55 57 W	E27	A++ to E	brown-brass
682046	3 x QA 55 57 W	E27	A++ to E	white



..2046

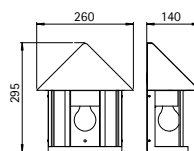


Wall lamps
Pedestal lamps
Path lamps
Pole top lamps

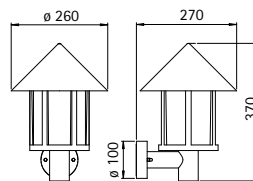
for incandescent lamps
cast aluminium
with mounting plate
pole top lamps pole included
acrylic glass clear



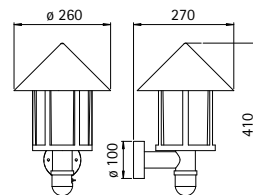
IP44



..3222



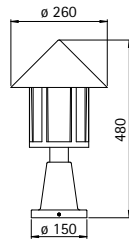
..1824



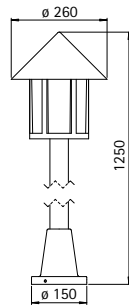
..1825



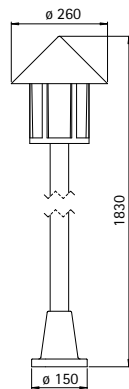
Art.-No.	Lamp	Base	EEL	Colour
Wall lamps				
663222	1 x QA 55 57 W	E27	A++ to E	black
653222	1 x QA 55 57 W	E27	A++ to E	brown-brass
683222	1 x QA 55 57 W	E27	A++ to E	white
661824	1 x QA 55 57 W	E27	A++ to E	black
651824	1 x QA 55 57 W	E27	A++ to E	brown-brass
681824	1 x QA 55 57 W	E27	A++ to E	white
.. 1005	appropriate corner plate			
Wall lamps with movement detector				
661825	1 x QA 55 57 W	E27	A++ to E	black
651825	1 x QA 55 57 W	E27	A++ to E	brown-brass
681825	1 x QA 55 57 W	E27	A++ to E	white
.. 1005	appropriate corner plate			



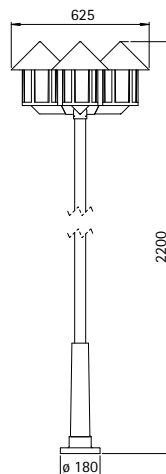
..0539



..4126

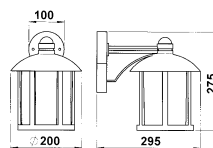


..4127

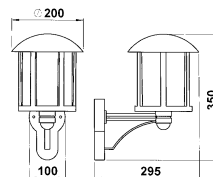


..2042

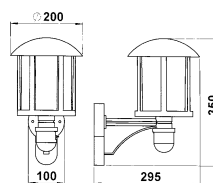
Art.-No.	Lamp	Base	EEL	Colour
Pedestal lamps				
660539	1 x QA 55 57 W	E27	A++ to E	black
650539	1 x QA 55 57 W	E27	A++ to E	brown-brass
680539	1 x QA 55 57 W	E27	A++ to E	white
690010	appropriate sunk pedestal			
Path lamps				
664126	1 x QA 55 57 W	E27	A++ to E	black
654126	1 x QA 55 57 W	E27	A++ to E	brown-brass
684126	1 x QA 55 57 W	E27	A++ to E	white
690010	appropriate sunk pedestal			
Pole top lamps 1-unit				
664127	1 x QA 55 57 W	E27	A++ to E	black
654127	1 x QA 55 57 W	E27	A++ to E	brown-brass
684127	1 x QA 55 57 W	E27	A++ to E	white
690010	appropriate sunk pedestal			
Pole top lamps 3-units				
662042	3 x QA 55 57 W	E27	A++ to E	black
652042	3 x QA 55 57 W	E27	A++ to E	brown-brass
682042	3 x QA 55 57 W	E27	A++ to E	white
690011	appropriate sunk pedestal			



..1835

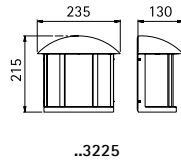


..1834



..1836

Art.-No.	Lamp	Base	EEL	Colour
Wall lamps				
601835	1 x QA 55 57 W	E27	A++ to E	black-silver
651835	1 x QA 55 57 W	E27	A++ to E	brown-brass
671835	1 x QA 55 57 W	E27	A++ to E	white-gold
..1006	appropriate corner plate			
601834	1 x QA 55 57 W	E27	A++ to E	black-silver
651834	1 x QA 55 57 W	E27	A++ to E	brown-brass
671834	1 x QA 55 57 W	E27	A++ to E	white-gold
..1006	appropriate corner plate			
Wall lamps with movement detector				
601836	1 x QA 55 57 W	E27	A++ to E	black-silver
651836	1 x QA 55 57 W	E27	A++ to E	brown-brass
671836	1 x QA 55 57 W	E27	A++ to E	white-gold
..1006	appropriate corner plate			



..3225

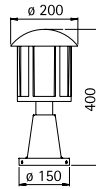


Wall lamps
Pedestal lamps
Path lamps

for incandescent lamps
cast aluminium
with mounting plate
acrylic glass clear



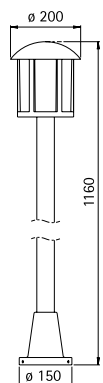
IP 44



..0542

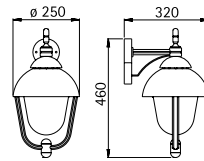


Art.-No.	Lamp	Base	EEL	Colour
Wall lamps				
603225	1 x QA 55 57 W	E27	A++ to E	black-silver
653225	1 x QA 55 57 W	E27	A++ to E	brown-brass
673225	1 x QA 55 57 W	E27	A++ to E	white-gold
Pedestal lamps				
600542	1 x QA 55 57 W	E27	A++ to E	black-silver
650542	1 x QA 55 57 W	E27	A++ to E	brown-brass
670542	1 x QA 55 57 W	E27	A++ to E	white-gold
690010	appropriate sunk pedestal			
Path lamps				
604139	1 x QA 55 57 W	E27	A++ to E	black-silver
654139	1 x QA 55 57 W	E27	A++ to E	brown-brass
674139	1 x QA 55 57 W	E27	A++ to E	white-gold
690010	appropriate sunk pedestal			

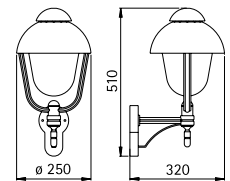


..4139

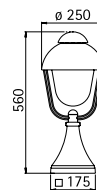




..0689



..0688

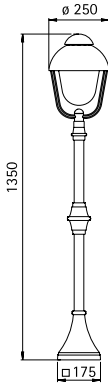


..0515

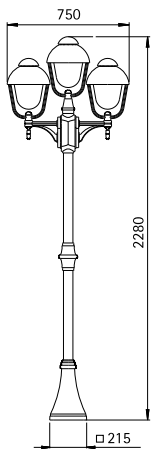
Art.-No.	Lamp	Base	EEL	Colour
Wall lamps				
660689	1 x QA 55 57 W	E27	A++ to E	black
650689	1 x QA 55 57 W	E27	A++ to E	brown-brass
680689	1 x QA 55 57 W	E27	A++ to E	white
.. 1006	appropriate corner plate			
660688	1 x QA 55 57 W	E27	A++ to E	black
650688	1 x QA 55 57 W	E27	A++ to E	brown-brass
680688	1 x QA 55 57 W	E27	A++ to E	white
.. 1006	appropriate corner plate			
Pedestal lamps				
660515	1 x QA 55 57 W	E27	A++ to E	black
650515	1 x QA 55 57 W	E27	A++ to E	brown-brass
680515	1 x QA 55 57 W	E27	A++ to E	white
690011	appropriate sunk pedestal			

Wall lamps
Pedestal lamps
Path lamps
Pole top lamps

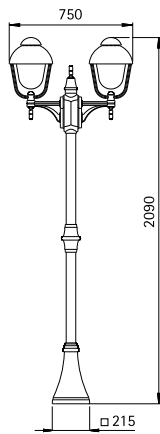
for incandescent lamps
cast aluminium
with mounting plate
pole top lamps pole include
blown glass clear



..2029



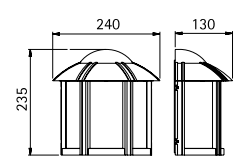

..2041



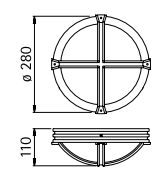
..2040



Art.-No.	Lamp	Base	EEL	Colour
Path lamps				
662029	1 x QA 55 57 W	E27	A++ to E	black
652029	1 x QA 55 57 W	E27	A++ to E	brown-brass
682029	1 x QA 55 57 W	E27	A++ to E	white
690011	appropriate sunk pedestal			
Pole top lamps 2-units				
662040	2 x QA 55 57 W	E27	A++ to E	black
652040	2 x QA 55 57 W	E27	A++ to E	brown-brass
682040	2 x QA 55 57 W	E27	A++ to E	white
Pole top lamps 3-units				
662041	3 x QA 55 57 W	E27	A++ to E	black
652041	3 x QA 55 57 W	E27	A++ to E	brown-brass
682041	3 x QA 55 57 W	E27	A++ to E	white



..3221

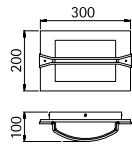


..6230

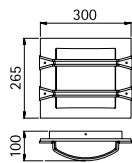

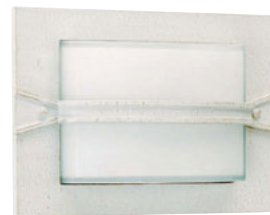

Art.-No.	Lamp	Base	EEL	Colour
603221	1 x QA 55 57 W	E27	A++ to E	black-silver
653221	1 x QA 55 57 W	E27	A++ to E	brown-brass
673221	1 x QA 55 57 W	E27	A++ to E	white-gold
606230	1 x QA 55 57 W	E27	A++ to E	black-silver
656230	1 x QA 55 57 W	E27	A++ to E	brown-brass
676230	1 x QA 55 57 W	E27	A++ to E	white-gold

Wall lamps
Ceiling lamps


for incandescent lamps
cast aluminium
with mounting plate
opal glass
..3221 acrylic opal glass



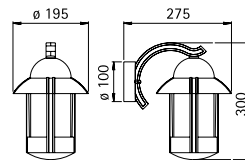
..6263



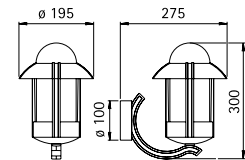
..6262



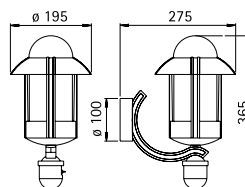
Art.-No.	Lamp	Base	EEL	Colour
606263	1 x QA 55 57 W	E27	A++ to E	black-silver
656263	1 x QA 55 57 W	E27	A++ to E	brown-brass
676263	1 x QA 55 57 W	E27	A++ to E	white-gold
606262	1 x QA 55 57 W	E27	A++ to E	black-silver
656262	1 x QA 55 57 W	E27	A++ to E	brown-brass
676262	1 x QA 55 57 W	E27	A++ to E	white-gold



..1841



..1840



..1842

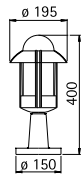
Art.-No.	Lamp	Base	EEL	Colour
Wall lamps				
601841	1 x QA 55 57 W	E27	A++ to E	black-silver
651841	1 x QA 55 57 W	E27	A++ to E	brown-brass
671841	1 x QA 55 57 W	E27	A++ to E	white-gold
..1005	appropriate corner plate			
601840	1 x QA 55 57 W	E27	A++ to E	black-silver
651840	1 x QA 55 57 W	E27	A++ to E	brown-brass
671840	1 x QA 55 57 W	E27	A++ to E	white-gold
..1005	appropriate corner plate			
Wall lamps with movement detector				
601842	1 x QA 55 57 W	E27	A++ to E	black-silver
651842	1 x QA 55 57 W	E27	A++ to E	brown-brass
671842	1 x QA 55 57 W	E27	A++ to E	white-gold
..1005	appropriate corner plate			

Wall lamps
 Pedestal lamps
 Bollard lamps
 Path lamps

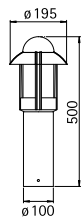
for incandescent lamps
 cast aluminium
 with mounting plate
 opal glass



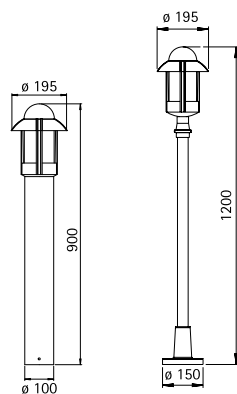
IP 44



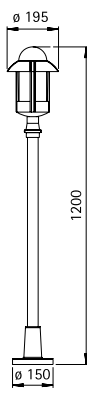
..0530



..0531



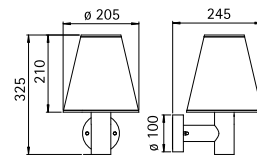
..2025



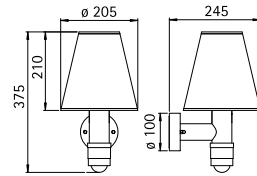
..4141



Art.-No.	Lamp	Base	EEL	Colour
Pedestal lamps				
600530	1 x QA 55 57 W	E27	A++ to E	black-silver
650530	1 x QA 55 57 W	E27	A++ to E	brown-brass
670530	1 x QA 55 57 W	E27	A++ to E	white-gold
690010	appropriate sunk pedestal			
600531	1 x QA 55 57 W	E27	A++ to E	black-silver
650531	1 x QA 55 57 W	E27	A++ to E	brown-brass
670531	1 x QA 55 57 W	E27	A++ to E	white-gold
690010	appropriate sunk pedestal			
Bollard lamps				
602025	1 x QA 55 57 W	E27	A++ to E	black-silver
652025	1 x QA 55 57 W	E27	A++ to E	brown-brass
672025	1 x QA 55 57 W	E27	A++ to E	white-gold
690010	appropriate sunk pedestal			
Path lamps				
604141	1 x QA 55 57 W	E27	A++ to E	black-silver
654141	1 x QA 55 57 W	E27	A++ to E	brown-brass
674141	1 x QA 55 57 W	E27	A++ to E	white-gold
690010	appropriate sunk pedestal			



..1831



..1832

Art.-No.	Lamp	Base	EEL	Colour
Wall lamps				
661831	1x QA 55 57 W	E27	A++ to E	black
651831	1x QA 55 57 W	E27	A++ to E	brown-brass
681831	1x QA 55 57 W	E27	A++ to E	white
.. 1005	appropriate corner plate			
Wall lamps with movement detector				
661832	1x QA 55 57 W	E27	A++ to E	black
651832	1x QA 55 57 W	E27	A++ to E	brown-brass
681832	1x QA 55 57 W	E27	A++ to E	white
.. 1005	appropriate corner plate			

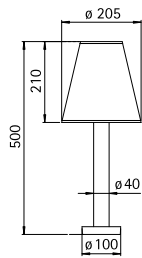


Wall lamps
Pedestal lamps
Path lamps

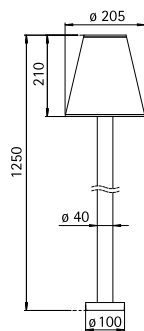
for incandescent lamps
cast aluminium
with mounting plate
acrylic opal glass



IP 44



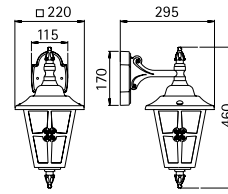
..0516



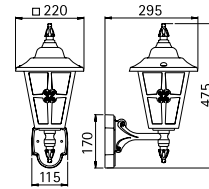
..4149



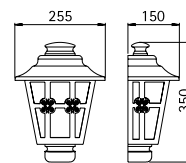
Art.-No.	Lamp	Base	EEL	Colour
Pedestal lamps				
660516	1 x QA 55 57 W	E27	A++ to E	black
650516	1 x QA 55 57 W	E27	A++ to E	brown-brass
680516	1 x QA 55 57 W	E27	A++ to E	white
690010	appropriate sunk pedestal			
Path lamps				
664149	1 x QA 55 57 W	E27	A++ to E	black
654149	1 x QA 55 57 W	E27	A++ to E	brown-brass
684149	1 x QA 55 57 W	E27	A++ to E	white
690010	appropriate sunk pedestal			



..1805



..1804



..3227

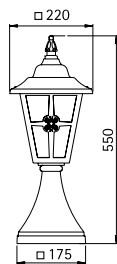


Wall lamps
Pedestal lamps
Path lamps

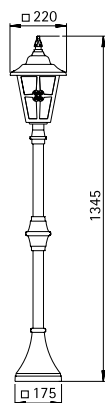
for incandescent lamps
cast aluminium
with mounting plate
cathedral glass clear



IP 23




..0532



..4136




Art.-No.	Lamp	Base	Colour
Wall lamps			
601805	1 x QA 55 57 W	E27	A++ to E black-silver
651805	1 x QA 55 57 W	E27	A++ to E brown-brass
671805	1 x QA 55 57 W	E27	A++ to E white-gold
.. 1006	appropriate corner plate		
601804	1 x QA 55 57 W	E27	A++ to E black-silver
651804	1 x QA 55 57 W	E27	A++ to E brown-brass
671804	1 x QA 55 57 W	E27	A++ to E white-gold
.. 1006	appropriate corner plate		
603227	1 x QA 55 57 W	E27	A++ to E black-silver
653227	1 x QA 55 57 W	E27	A++ to E brown-brass
673227	1 x QA 55 57 W	E27	A++ to E white-gold
Pedestal lamps			
600532	1 x QA 55 57 W	E27	A++ to E black-silver
650532	1 x QA 55 57 W	E27	A++ to E brown-brass
670532	1 x QA 55 57 W	E27	A++ to E white-gold
690011	appropriate sunk pedestal		
Path lamps			
604136	1 x QA 55 57 W	E27	A++ to E black-silver
654136	1 x QA 55 57 W	E27	A++ to E brown-brass
674136	1 x QA 55 57 W	E27	A++ to E white-gold
690011	appropriate sunk pedestal		

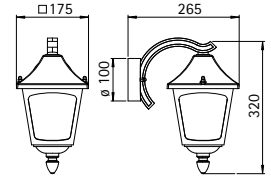


**Wall lamps
Pedestal lamps
Path lamps**

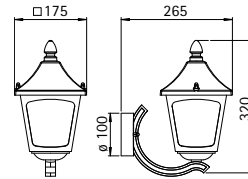
for incandescent lamps
cast aluminium
with mounting plate
hollow-glass clear



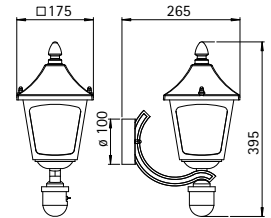
IP 44



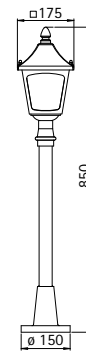
..1821



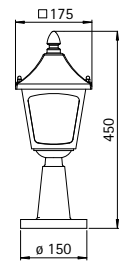
..1820



..1822



..4128



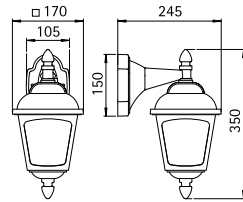
..0540

Art.-No.	Lamp	Base	EEL	Colour
Wall lamps				
601821	1 x QA 55 57 W	E27	A++ to E	black-silver
651821	1 x QA 55 57 W	E27	A++ to E	brown-brass
671821	1 x QA 55 57 W	E27	A++ to E	white-gold
..1005	appropriate corner plate			
601820	1 x QA 55 57 W	E27	A++ to E	black-silver
651820	1 x QA 55 57 W	E27	A++ to E	brown-brass
671820	1 x QA 55 57 W	E27	A++ to E	white-gold
..1005	appropriate corner plate			
Wall lamps with movement detector				
601822	1 x QA 55 57 W	E27	A++ to E	black-silver
651822	1 x QA 55 57 W	E27	A++ to E	brown-brass
671822	1 x QA 55 57 W	E27	A++ to E	white-gold
..1005	appropriate corner plate			
Pedestal lamps				
600540	1 x QA 55 57 W	E27	A++ to E	black-silver
650540	1 x QA 55 57 W	E27	A++ to E	brown-brass
670540	1 x QA 55 57 W	E27	A++ to E	white-gold
690010	appropriate sunk pedestal			
Path lamps				
604128	1 x QA 55 57 W	E27	A++ to E	black-silver
654128	1 x QA 55 57 W	E27	A++ to E	brown-brass
674128	1 x QA 55 57 W	E27	A++ to E	white-gold
690010	appropriate sunk pedestal			

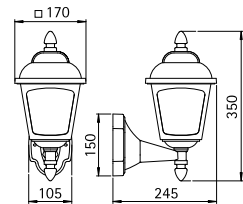


Wall lamps
Pedestal lamps

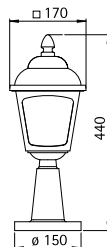
for incandescent lamps
cast aluminium
with mounting plate
hollow-glass clear



..1813



..1812

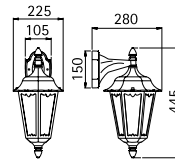



..0536

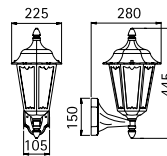
Art.-No.	Lamp	Base	EEL	Colour
Wall lamps				
661813	1 x QA 55 57 W	E27	A++ to E	black
651813	1 x QA 55 57 W	E27	A++ to E	brown-brass
681813	1 x QA 55 57 W	E27	A++ to E	white
.. 1006	appropriate corner plate			
661812	1 x QA 55 57 W	E27	A++ to E	black
651812	1 x QA 55 57 W	E27	A++ to E	brown-brass
681812	1 x QA 55 57 W	E27	A++ to E	white
.. 1006	appropriate corner plate			
Pedestal lamps				
660536	1 x QA 55 57 W	E27	A++ to E	black
650536	1 x QA 55 57 W	E27	A++ to E	brown-brass
680536	1 x QA 55 57 W	E27	A++ to E	white
690010	appropriate sunk pedestal			

Wall lamps
Pedestal lamps
Path lamps
Pole top lamps

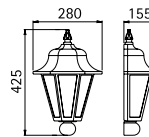
for incandescent lamps
cast aluminium
with mounting plate
pole top lamps pole included
cathedral glass clear



..1819

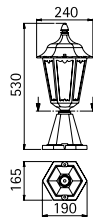


..1818

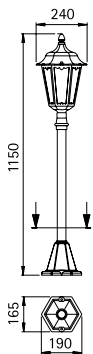


..3229

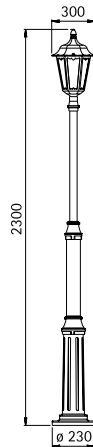
Art.-No.	Lamp	Base	EEL	Colour
Wall lamps				
661819	1 x QA 55 57 W	E27	A++ to E	black
651819	1 x QA 55 57 W	E27	A++ to E	brown-brass
681819	1 x QA 55 57 W	E27	A++ to E	white
.. 1006	appropriate corner plate			
661818	1 x QA 55 57 W	E27	A++ to E	black
651818	1 x QA 55 57 W	E27	A++ to E	brown-brass
681818	1 x QA 55 57 W	E27	A++ to E	white
.. 1006	appropriate corner plate			
663229	1 x QA 55 57 W	E27	A++ to E	black
653229	1 x QA 55 57 W	E27	A++ to E	brown-brass
683229	1 x QA 55 57 W	E27	A++ to E	white



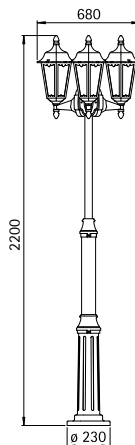
..0541



..4142



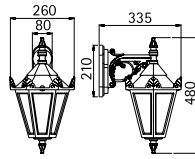

..4147



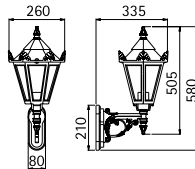
..2099



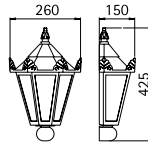
Art.-No.	Lamp	Base	EEL	Colour
Pedestal lamps				
660541	1 x QA 55 57 W	E27	A++ to E	black
650541	1 x QA 55 57 W	E27	A++ to E	brown-brass
680541	1 x QA 55 57 W	E27	A++ to E	white
690011	appropriate sunk pedestal			
Path lamps				
664142	1 x QA 55 57 W	E27	A++ to E	black
654142	1 x QA 55 57 W	E27	A++ to E	brown-brass
684142	1 x QA 55 57 W	E27	A++ to E	white
690011	appropriate sunk pedestal			
Pole top lamps 1-unit				
664147	1 x QA 55 57 W	E27	A++ to E	black
654147	1 x QA 55 57 W	E27	A++ to E	brown-brass
684147	1 x QA 55 57 W	E27	A++ to E	white
690011	appropriate sunk pedestal			
Pole top lamps 3-units				
662099	3 x QA 55 57 W	E27	A++ to E	black
652099	3 x QA 55 57 W	E27	A++ to E	brown-brass
682099	3 x QA 55 57 W	E27	A++ to E	white
690011	appropriate sunk pedestal			



..1807



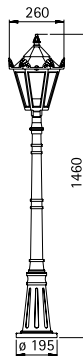
..1806



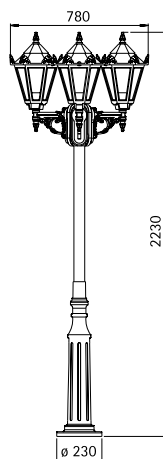
..3228



..0533



..4137



..2049

Wall lamps
Pedestal lamps
Path lamps
Pole top lamps

for incandescent lamps
cast aluminium
with mounting plate
pole top lamps pole included
clear pane glass



IP 23



Art.-No.	Lamp	Base	EEL	Colour
Wall lamps				
601807	1 x QA 55 57 W	E27	A++ to E	black-silver
671807	1 x QA 55 57 W	E27	A++ to E	white-gold
.. 1007	appropriate corner plate			
601806	1 x QA 55 57 W	E27	A++ to E	black-silver
671806	1 x QA 55 57 W	E27	A++ to E	white-gold
.. 1007	appropriate corner plate			
603228	1 x QA 55 57 W	E27	A++ to E	black-silver
673228	1 x QA 55 57 W	E27	A++ to E	white-gold
Pedestal lamps				
600533	1 x QA 55 57 W	E27	A++ to E	black-silver
670533	1 x QA 55 57 W	E27	A++ to E	white-gold
690011	appropriate sunk pedestal			
Path lamps				
604137	1 x QA 55 57 W	E27	A++ to E	black-silver
674137	1 x QA 55 57 W	E27	A++ to E	white-gold
690010	appropriate sunk pedestal			
Pole top lamps 3-units				
602049	3 x QA 55 57 W	E27	A++ to E	black-silver
672049	3 x QA 55 57 W	E27	A++ to E	white-gold
690011	appropriate sunk pedestal			
Pole top lamps 4-units (not illustrated)				
602056	4 x QA 55 57 W	E27	A++ to E	black-silver
672056	4 x QA 55 57 W	E27	A++ to E	white-gold
690011	appropriate sunk pedestal			



P. 204



P. 205



P. 205



P. 205



P. 205



P. 206



P. 206



P. 206



P. 207



P. 207



P. 207



P. 208



P. 208



P. 208



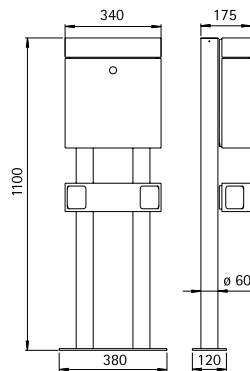
P. 208



P. 208



LETTER-BOXES



..0765

Letter-box with column

made of stainless steel
for installation on a foundation

with newspaperholder

- Available on request for encase in concrete.

Art.-No.	Material	Deposit slot
690765	StSt	260 mm x 40 mm


Column for letter-boxes

made of stainless steel
for installation of all letter-boxes

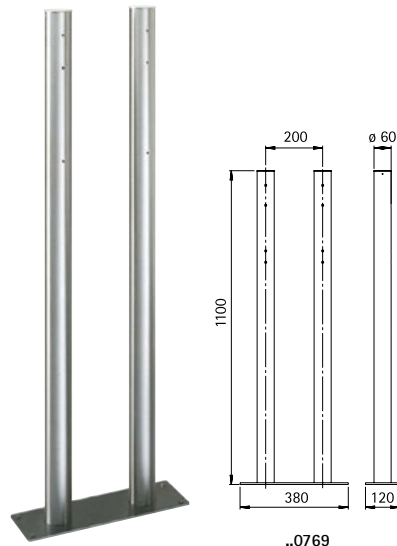
with/without fixing holes
for newspaperholder

made of stainless steel
(except ..0773)
for installation on a foundation holder

- Available on request for encase in concrete.



..0768

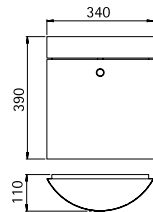


..0769

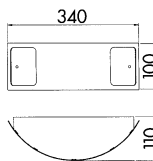
Art.-No.	Material
for newspaperholder	
690768	StSt
without newspaperholder	
690769	StSt

Wall letter-box and newspaper-holder

made of stainless steel
letter drop at the top
unloading at the front
with stainless steel lock
and two keys
including mounting material



..0743



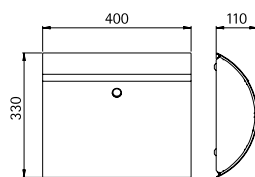
..0744



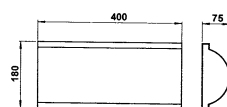
Art.-No.	Material	Deposit slot
Wall letter-box		
690743	StSt	260 mm x 40 mm
Newspaperholder both sides open		
690744	StSt	

Wall letter-box and newspaper-holder

made of stainless steel
letter drop at the top
unloading at the front
with stainless steel lock
and two keys
including mounting material



..0771



..0772



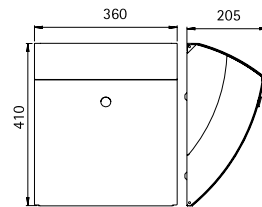
Art.-No.	Material	Deposit slot
Wall letter-box		
690771	StSt	290 mm x 45 mm
Newspaperholder both sides open		
690772	StSt	



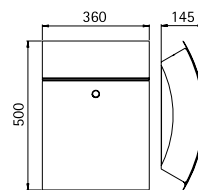
Wall letter-boxes

with integrated compartment for newspaper

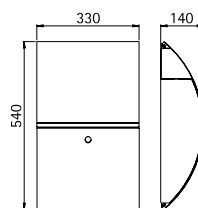
made of stainless steel
 compartment for newspaper on both sides open
 letter drop at the front
 unloading at the front
 with stainless steel lock and two keys
 including mounting material



..0785



..0770



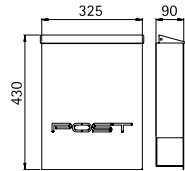
..0755

Art.-No.	Material	Deposit slot
690785	StSt	300 mm x 50 mm
690770	StSt	300 mm x 45 mm
690755	StSt	260 mm x 40 mm

Wall letter-box

with integrated compartment for newspaper

stainless steel
body varnished anthracite and made of aluminium
both sides open
letter drop at the top
to be opened from the right to the left
with stainless steel lock and two keys, including mounting material



..0773

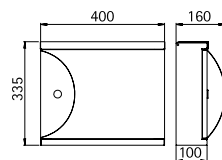


Art.-No.	Material / colour	Deposit slot
690773	StSt/anthracite	280 mm x 40 mm

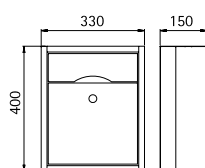
Wall letter-boxes

with integrated compartment for newspaper

made of stainless steel
compartment for newspaper on both sides open
..0789 Letter drop at the top, to be opened from the left to the right
..0774 Letter drop at the front, unloading at the front with stainless steel lock and two keys including mounting material



..0789



..0774



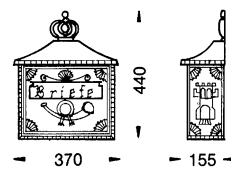
Art.-No.	Material	Deposit slot
690789	StSt	300 mm x 40 mm
690774	StSt	255 mm x 37 mm



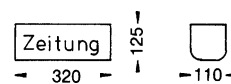
Wall letter-boxes and newspaperholder

cast aluminium
letter drop at the front
to be opened from the left
to the right
with stainless steel lock
and two keys
including mounting material

■ Newspaperholder especially for use with ..0700





..0700



..0701

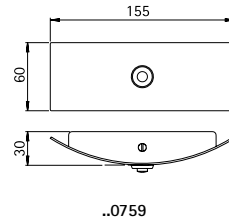
Art.-No.	Colour	Deposit slot
Wall letter-boxes		
600700	black-silver	255 mm x 45 mm
650700	brown-brass	255 mm x 45 mm
670700	white-gold	255 mm x 45 mm
Newspaperholder open to the right		
600701	black-silver	
650701	brown-brass	
670701	white-gold	



BELL PLATES AND HOUSE NUMBERS

Bell plate

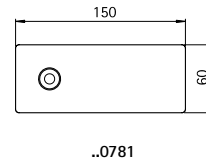
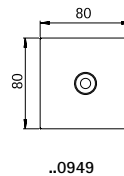

made of stainless steel
with wall mounting box and
mounting material



Art.-No.	Material
Bell plate single	
690759	StSt 1,5 mm


Bell plates

made of stainless steel
with bolt attachment and
mounting material



Art.-No.	Material
Bell plates single	
690781	StSt 2 mm
690949	StSt 6 mm

Engravings



Art.-No.	Engraving
690028	

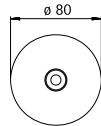
Our doorbell panels and plaques are available with an optional laser engraving according to your specifications.

Laser engraving is a permanent, indelible, tamper-proof, thermally and chemically secure method of marking metal. A high precision laser beam guided over the surface of the metal makes this possible. The extremely high energy density of the laser beam melts, evaporates or chemically etches a thin layer on the surface, thus removing, oxidising or charring a small part of the surface. This leads to a colour-altering reaction. The extreme accuracy in the contours and detail of a laser engraving gives you lasting sustainability on hard and uneven surfaces. Since no physical contact or force is involved, the process is extremely gentle and clean for the surface treated. Engravings on curved surfaces will appear in slightly different colour shades in the metal marking depending on the angle of curvature of the surface.

Articles with engravings are special products, and are therefore excluded from our return policy.

Bell plate

made of stainless steel
with bolt attachment and
mounting material



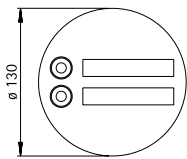
..0947

Art.-No.	Material
Bell plate single 690947	StSt 6 mm

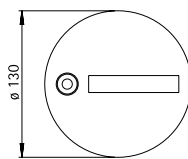


Bell plates

made of stainless steel
with bolt attachment and
mounting material
name plates for engraving included



..0946



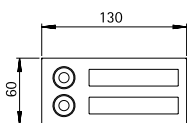
..0945

Art.-No.	Material
Bell plate single 690945	StSt 6 mm
Bell plate double 690946	StSt 6 mm

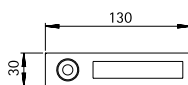


Bell plates

made of stainless steel
with bolt attachment and
mounting material
name plates for engraving included




..0941



..0940

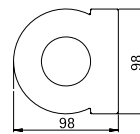
Art.-No.	Material
Bell plate single 690940	StSt 6 mm
Bell plate double 690941	StSt 6 mm



0 1 2 3 4
5 6 7 8 9
a b c

House numbers
0 to 9 and
Letters a, b, c

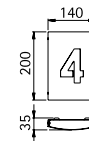
stainless steel
with bolt attachment
and mounting material



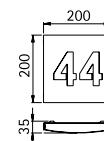
Art.-No.		Material
House numbers 0 to 9		
690920	0	stainless steel
690921	1	stainless steel
690922	2	stainless steel
690923	3	stainless steel
690924	4	stainless steel
690925	5	stainless steel
690926	6	stainless steel
690927	7	stainless steel
690928	8	stainless steel
690929	9	stainless steel
Letters a, b, c		
690930	a	stainless steel
690931	b	stainless steel
690932	c	stainless steel

House numbers

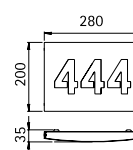
stainless steel
house number background with
polished steel surface
with mounting plate
custom-made house number
lettering height: 100 mm



..0975



..0976



..0977

Art.-No.		Material
690975	1 letter	StSt
690976	2 letters	StSt
690977	3 letters	StSt



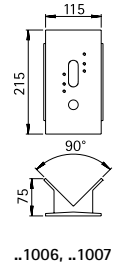
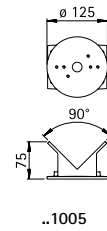
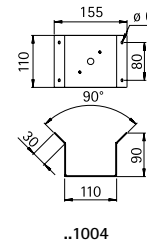
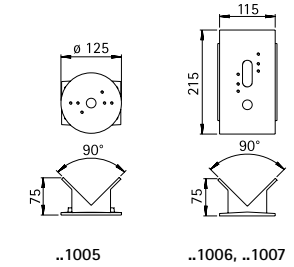
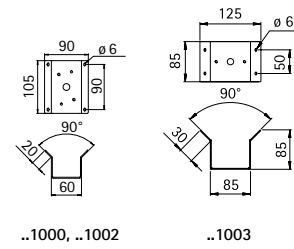


ACCESSORIES

Corner plates

stainless steel respectively cast aluminium

■ further items on request



Colour/Material	Corner plate						
	.. 1000	.. 1003	.. 1004	.. 1002	.. 1005	.. 1006	.. 1007
60.... black-silver				601002	601005	601006	601007
65.... brown-brass				651002	651005	651006	651007
66.... black				661002	661005	661006	661007
67.... white-gold				671002	671005	671006	671007
68.... white				681002	681005	681006	681007
69.... silver				691002	691005	691006	691007
69.... StSt	691000	691003	691004				

Stainless steel Care Tissue

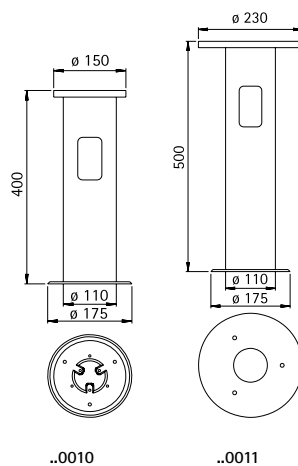
The microfibre-stainless steel care tissue with anti-finger print effect cleans and maintains stainless steel and other metallic surfaces with its natural, environmentally friendly protective film individually packed



Art.-No.	Content
690027	10 Care tissues

Sunk pedestal

cast aluminium flange for three-screw base fitting



Art.-No.	Hole circles	Colour
690010	ø 40, 60, 85, 120 mm	black
690011	ø 136, 140, 170, 175, 190 mm	black

Movement detector for Wall lamps

Type 1

Nominal voltage

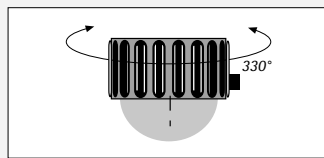
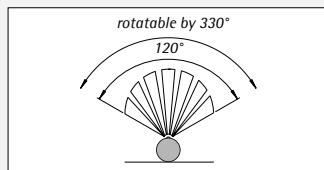
230 V, 50 Hz

Max. switched power

1000 W

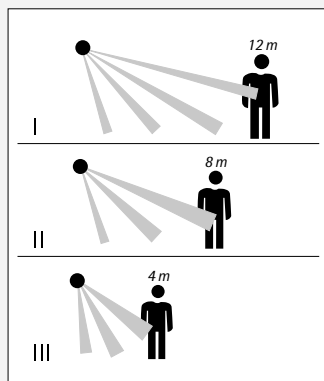
Angle of detection 120°

The direction of detection can be turned by 330°



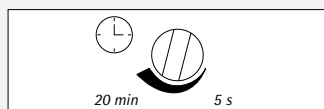
Detection range

approx. 4, 8 and 12 m, depending on temperature angle of approach and installation height (The spherical lens with varying ranges



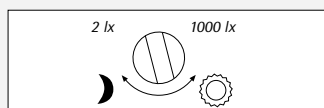
Detection interval

5 sec. to 20 min. (continuously)



Brightness range

2 Lux to 1000 Lux (continuously)



Type 2

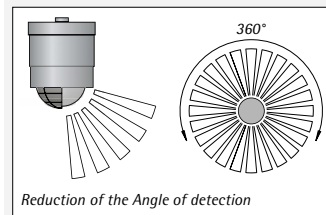
Nominal voltage

230 V, 50 Hz

Max. switched power

1000 W Incandescent and halogen lamps
200 W Energy saving and LED lamps

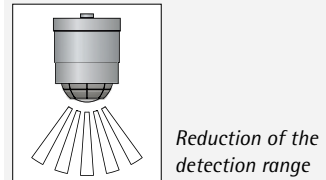
Angle of detection 360°



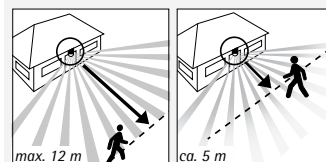
The angle of detection can be modified by using the included cover strips. You can cover several parts of the lens to get the perfect angle for your use.

Detection range

ca. 12 m, depending on temperature angle of approach and installation height

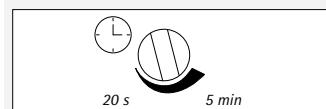


If the movement detector is mounted at a height of 2 m, the maximum detection range is about 12 m. It is possible to adjust the angle of detection. You can cover several parts of the lens to get the perfect detection range for your use.



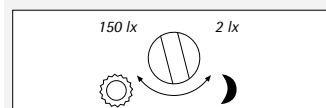
Detection interval

20 sec. to 5 min. (continuously)



Brightness range

2 Lux to 150 Lux (continuously)



Movement detector for Bollard and Path lamps

Type 1

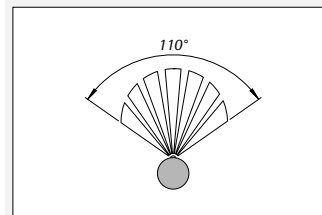
Nominal voltage

230 V, 50 Hz

Max. switched power

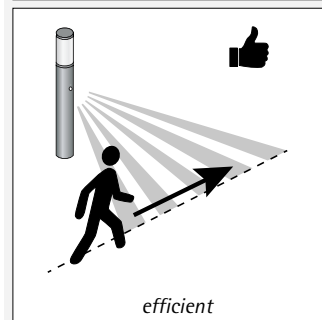
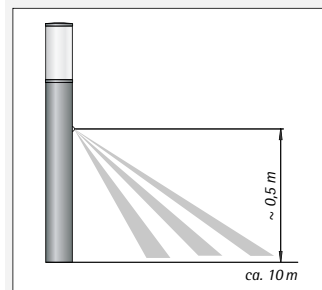
1000 W

Angle of detection 110°



Detection range

ca. 8 to 10 m, depending on temperature angle of approach and installation height



Type 2

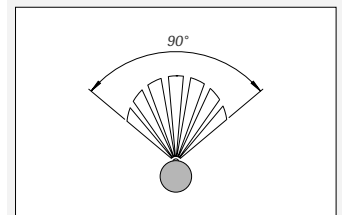
Nominal voltage

230 V, 50 Hz

Max. switched power

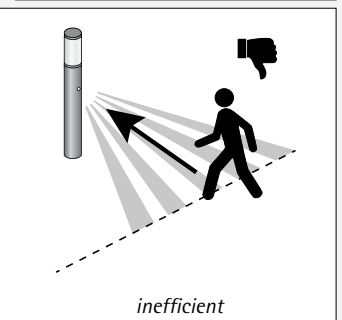
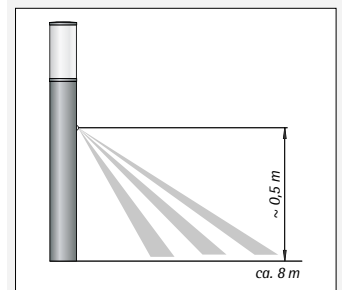
100 W Incandescent and halogen lamps
100 W LED-lamps
100 W CFL max. 26 W each

Angle of detection 90°



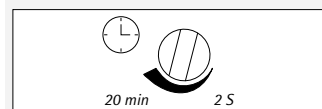
Detection range

ca. 6 to 8 m, depending on temperature angle of approach and installation height



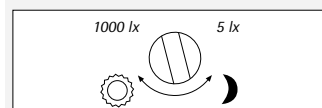
Detection interval

2 sec. to 20 min. (continuously)



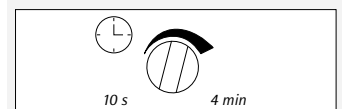
Brightness range

5 Lux to 1000 Lux (continuously)



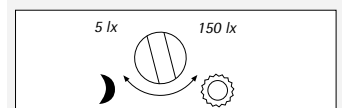
Detection interval

10 sec. to 4 min. (continuously)















Brightness range

5 Lux to 150 Lux (continuously)



LAMP DESIGNATION

	Code	Wattage (Watt)	Base	Luminous flux (lx) or intensity (cd)	Dimensions	Osram	Philips
Incandescent lamps							
	QA 55	30 W	E27	405 lm	97 mm	HAL SST CLA 20 W	ECO CLASSIC 28 W
	QA 55	46 W	E27	700 lm	97 mm	HAL SST CLA 46 W	ECO CLASSIC 42 W
	QA 55	57 W	E27	915 lm	97 mm	HAL SST CLA 57 W	ECO CLASSIC 53 W
Pressed glass reflector lamps							
	PAR 16	28 W	GU10	570 cd	55 mm / ø 50 mm	HALOPAR ECO	-
	PAR 16	35 W	GU10	570 cd	55 mm / ø 50 mm	HALOPAR 16	ECO HALO TWIST
	PAR 16	40 W	GU10	900 cd	55 mm / ø 50 mm	HALOPAR ECO	-
	PAR 16	50 W	GU10	900 cd	55 mm / ø 50 mm	HALOPAR 16	TWISTLINE ALU
	PAR 20	50 W	E27	1000 - 3200 cd	91 mm / ø 64 mm	HALOPAR 20	HALOGENA PAR 20
	PAR 30	75 W	E27	2200 - 7500 cd	90 mm / ø 97 mm	HALOPAR 30	HALOGENA PAR 30 S
	PAR 38	50 W	E27	1200 cd	139 mm / ø 123 mm	HALOPAR 38	HALOGENA PAR 38
	PAR 38	75 W	E27	2400 - 7200 cd	139 mm / ø 123 mm	HALOPAR 38	-
	PAR 38	100 W	E27	3100 - 8200 cd	139 mm / ø 123 mm	-	HALOGENA PAR 38
Low voltage tungsten halogen lamps 12 V							
	QR-CBC 51	50 W	GU5,3	1450 - 15000 cd	46 mm / ø 50,7 mm	DECO STAR 51 ECO	BRILLIANTLINE DIAMANDLINE ACCENTLINE
Tungsten halogen lamps							
	QA 60	28 W	E27	345 lm	96 mm / ø 55 mm	HALOGEN CLASSIC A	ECO CLASSIC 30
		42 W	E27	630 lm	96 mm / ø 55 mm	HALOGEN CLASSIC A	ECO CLASSIC 30
		52 W	E27	840 lm	96 mm / ø 55 mm	HALOGEN CLASSIC A	ECO CLASSIC 30
		70 W	E27	1240 lm	96 mm / ø 55 mm	HALOGEN CLASSIC A	ECO CLASSIC 30
		QA 65	105 W	E27	1900 lm	96 mm / ø 55 mm	HALOGEN CLASSIC A
	QT-DE 12	48 W	R7s	815 lm	75 mm	HALOLINE ECO	PLUSLINE ES COMP.
	QT-DE 12	60 W	R7s	840 lm	75 mm	HALOLINE	-
	QT-DE 12	80 W	R7s	1450 lm	75 mm	HALOLINE ECO	PLUSLINE ES COMP.
	QT-DE 12	120 W	R7s	2300 lm	75 mm	HALOLINE	PLUSLINE ES COMP.
	QT-DE 12	160 W	R7s	3300 lm	114 mm	HALOLINE ECO	PLUSLINE ES COMP.
	QT-DE 12	230 W	R7s	5000 lm	114 mm	HALOLINE	-
	QT-DE 12	240 W	R7s	4900 lm	114 mm	-	PLUSLINE ES COMP.
	QT 14	20 W	G9	200 lm	43 mm	HALOPIN ECO	-
	QT 14	25 W	G9	260 lm	43 mm	HALOPIN	Clickline G9
	QT 14	33 W	G9	460 lm	43 mm	HALOPIN ECO	-
	QT 14	40 W	G9	490 lm	43 mm	HALOPIN	Clickline G9
	QT 14	48 W	G9	740 lm	51 mm	HALOPIN ECO	-
	QT 14	60 W	G9	980 lm	51 mm	HALOPIN	Clickline G9
	QT 18	40 W	B15d	590 lm	67 mm	HALOLUX CERAM	-
	QT 18	60 W	B15d	980 lm	67 mm	HALOLUX CERAM	-
	QT 18	70 W	B15d	1180 lm	86 mm	HALOLUX CERAM	-
	QT 18	100 W	B15d	1800 lm	86 mm	HALOLUX CERAM	-
Metal halide lamps							
	HIT-TC-CE	20 W	G8,5	1700 lm	81 mm	POWERBALL HCI-TC	-
	HIT-TC-CE	35 W	G8,5	3500 lm	81 mm	POWERBALL HCI-TC	MASTERCOLOR CDM-TC
	HIT-TC-CE	70 W	G8,5	6900 lm	81 mm	POWERBALL HCI-TC	MASTERCOLOR CDM-TC
	HIT-CE	35 W	G12	3600 lm	100 mm	POWERBALL HCI-T	CDM-T
	HIT-CE	70 W	G12	7300 lm	100 mm	POWERBALL HCI-T	CDM-T
	HIT-CE	100 W	G12	9500 lm	105 mm	POWERBALL HCI-T	-
	HIT-CE	150 W	G12	15000 lm	105 mm	POWERBALL HCI-T	CDM-T
	HIT-DE	70 W	Rx7s	6800 lm	120 mm	POWERBALL HCI-TS	CDM-TD
	HIT-DE	150 W	Rx7s-24	14500 lm	138 mm	POWERBALL HCI-TS	CDM-TD
	HIT-DE	250 W	Fc2	25000 lm	162 mm	POWERBALL HCI-TS	MHN-TD

	Code	Wattage (Watt)	Base	Luminous flux (lx) or intensity (cd)	Dimensions	Osram	Philips
Metal halide lamps							
	HIT-CE/S	50 W	E27	5000 lm	155 mm	POWERBALL HCI-TT	CDO-TT
	HIT-CE/S	70 W	E27	7000 lm	155 mm	POWERBALL HCI-TT	CDO-TT
	HIT-CE/S	100 W	E40	10000 lm	210 mm	POWERBALL HCI-TT	CDO-TT
	HIT-CE/S	150 W	E40	14500 lm	210 mm	POWERBALL HCI-TT	CDO-TT
Fluorescent lamps							
	TC-SEL	5 W	2G7	250 lm	89 mm	-	MASTER PL-S 4P
	TC-SEL	7 W	2G7	400 lm	114 mm	DULUX S/E	MASTER PL-S 4P
	TC-S	5 W	G23	250 lm	85 mm	DULUX S	PL-S 2P
	TC-S	7 W	G23	400 lm	114 mm	DULUX S	PL-S 2P
	TC-S	9 W	G23	600 lm	144 mm	DULUX S	PL-S 2P
	TC-S	11 W	G23	900 lm	214 mm	DULUX S	PL-S 2P
	TC-L	18 W	2G11	1200 lm	217 mm	DULUX L	PL-L 4P
	TC-L	24 W	2G11	1800 lm	317 mm	DULUX L	PL-L 4P
	TC-L	36 W	2G11	2900 lm	411 mm	DULUX L	PL-L 4P
Compact fluorescent lamps							
	TC-D	10 W	G24d-1	600 lm	87 mm	DULUX D	PL-C 2P
	TC-D	13 W	G24d-1	900 lm	115 mm	DULUX D	PL-C 2P
	TC-D	16 W	G24d-2	1150 lm	130 mm	DULUX D ES	-
	TC-D	18 W	G24d-2	1200 lm	130 mm	DULUX D	PL-C 2P
	TC-D	23 W	G24d-3	1750 lm	149 mm	DULUX D ES	-
	TC-D	26 W	G24d-3	1800 lm	149 mm	DULUX D	PL-C 2P
	TC-TEL	26 W	Gx24q-3	1800 lm	108 mm	DULUX T/E	PL-T 4P
	TC-TEL	32 W	Gx24q-3	2400 lm	124 mm	DULUX T/E	PL-T 4P
	TC-TEL	42 W	Gx24q-4	3200 lm	146 mm	DULUX T/E	PL-T 4P
	TC-DEL	10 W	G24q-1	600 lm	87 mm	DULUX D/E	PL-C/4P
	TC-DEL	13 W	G24q-1	900 lm	115 mm	DULUX D/E	PL-C/4P
	TC-DEL	18 W	G24q-2	1200 lm	130 mm	DULUX D/E	PL-C/4P
	TC-DEL	26 W	G24q-3	1800 lm	149 mm	DULUX D/E	PL-C/4P
	TC-F	18 W	2G10	1100 lm	122 mm	DULUX F	-
	TC-F	24 W	2G10	1700 lm	165 mm	DULUX F	-
Energy saving lampss							
	TC-DSE	15 W	E27	900 lm	128 mm	DULUX EL LL	MASTER PL E
	TC-DSE	20 W	E27	1080 lm	141 mm	DULUX EL LL	MASTER PL E
	TC-TSE	14 W	E27	820 lm	131 mm	DULUX Intelligent Longlife	-
	TC-HSE	18 W	E27	1200 lm	111 mm	DULUX Micro Twist	-

	Code	Wattage (Watt)	Base	Luminous flux (lx)	Color temperature (Kelvin)	Dimensions	EEL	Albert Art.-No.
LED-Retrofit								
	LED	8 W	E27	740 lm	3000 K	165 mm / ø 45 mm	A+	90750309

Art.-No.	Spare glas	Page	Sunk pedestal/ Corner plate	Art.-No.	Spare glas	Page	Sunk pedestal/ Corner plate	Art.-No.	Spare glas	Page	Sunk pedestal/ Corner plate
600530	90210258	193	690010	620502	10260142	96	690010	651814	90260144	182	651006
600531	90210258	193	690010	620545	10260370	105	690010	651815	90260144	182	651006
600532	90220162	197	690011		90210309			651816	90260144	182	651006
600533	90220180	202	690011	620665	10260142	96	-	651818	90220172	200	651006
600540	90210045	198	690010	620807	90220465	21	-	651819	90220172	200	651006
600542	10260368	187	690010	620843	90220465	21	-	651820	90210045	198	651005
600609	90210060	48	601007	620844	90220465	21	-	651821	90210045	198	651005
600700	-	208	-	620845	90220434	25	690011	651822	90210045	198	651005
600701	-	208	-	620848	90220434	25	690011	651824	10260373	184	651005
601002	-	214	-	620863	90220443	59	690011	651825	10260373	184	651005
601005	-	214	-	620864	90220442	53	690011	651831	90260143	194	651005
601006	-	214	-	620880	90220361	21	-	651832	90260143	194	651005
601007	-	214	-	622038	90220433	64	690010	651834	10260368	186	651006
601804	90220162	197	601006	622065	90220456	63	690010	651835	10260368	186	651006
601805	90220162	197	601006	622070	10260370	105	690010	651836	10260368	186	651006
601806	90220180	202	601007		90210309			651840	90210258	192	651005
601807	90220180	202	601007	622091	90220441	59	690010	651841	90210258	192	651005
601820	90210045	198	601005	622093	90220440	53	690010	651842	90210258	192	651005
601821	90210045	198	601005	622096	90220444	65	690010	652025	90210258	193	690010
601822	90210045	198	601005	622212	10260142	96	690011	652029	90210145	189	690011
601834	10260368	186	601006	622228	90220483	81	690010	652040	90210145	189	-
601835	10260368	186	601006	622230	90220462	54	690010	652041	90210145	189	-
601836	10260368	186	601006	622232	90210391	91	690010	652042	10260373	185	690011
601840	90210258	192	601005	622234	10260461	56	690010	652046	90260144	183	-
601841	90210258	192	601005		90210294			652099	90220172	201	690011
601842	90210258	192	601005	622235	90210294	57	690010	652102	-	15	690010
602014	90210060	48	690010	622236	90260191	50	690010	653221	10260375	190	-
602025	90210258	193	690010	622237	90260193	51	690010	653222	10260367	184	-
602049	90220180	202	690011	622269	10260370	105	690010	653225	10260367	187	-
602050	90210060	48	690011		90210309			653227	90220163	197	-
602051	90210060	48	690011	622271	90220382	24	690011	653229	90220161	200	-
602056	90220180	202	690011	622315	10260461	170	-	654126	10260373	185	690010
603221	10260375	190	-	622370	90220451	177	-	654127	10260373	185	690010
603225	10260367	187	-	622371	90220451	177	-	654128	90210045	198	690010
603227	90220163	197	-	622372	90220452	177	-	654129	90260144	183	690010
603228	90220181	202	-	622436	90260191	50	-	654136	90220162	197	690011
604128	90210045	198	690010	622437	90260193	51	-	654139	10260368	187	690010
604136	90220162	197	690011	626058	90210118	108	-	654141	90210258	193	690010
604137	90220180	202	690010	626140	90210107	108	-	654142	90220172	201	690011
604139	10260368	187	690010	626144	90210107	106	-	654147	90220182	201	690011
604141	90210258	193	690010	626199	90210349	107	-	654149	90260143	194	690010
606230	90210305	190	-	626202	90210348	107	-	656230	90210305	190	-
606262	90210348	191	-	626223	90210107	108	-	656262	90210348	191	-
606263	90210349	191	-	626224	90210107	106	-	656263	90210349	191	-
620031	-	102	-	626400	90210392	102	-	660031	-	102	-
620032	-	102	-	626401	90210393	102	-	660032	-	102	-
620033	-	102	-	626402	90210394	102	-	660033	-	102	-
620210	90220440	53	-	626403	90270457	60	-	660034	-	101	-
620211	90220444	65	-	626404	90270458	90	-	660210	90220440	53	-
620219	90220441	59	-	626406	90220460	61	-	660211	90220444	65	-
620225	90270454	74	-	650515	90210145	188	690011	660212	90210258	69	-
620230	90220462	54	-	650516	90260143	194	690010	660213	90210309	71	-
620231	90270453	80	-	650529	90260144	183	690010	660215	90210309	88	661006
620233	90220483	81	-	650530	90210258	193	690010	660219	90220441	59	-
620234	90220483	81	-	650531	90210258	193	690010	660221	90210309	88	661006
620235	90220482	75	-	650532	90220162	197	690011	660223	90210309	88	661006
620308	90220361	21	-	650536	90210045	199	690010	660225	90270454	74	-
620310	90220465	21	-	650539	10260373	185	690010	660230	90220462	54	-
620311	10260370	105	621002	650540	90210045	198	690010		90270463		
	90210309			650541	90220172	201	690011	660231	90270453	80	-
620316	90220433	64	-	650542	10260368	187	690010	660233	90220483	81	-
620318	90220434	25	-	650688	90210145	188	651006	660234	90220483	81	-
620320	10260370	105	621002	650689	90210145	188	651006	660235	90220482	75	-
	90210309			650700	-	208	-	660240	90210252	87	-
620321	10260370	105	621002	650701	-	208	-	660257	90260079	46	661005
	90210309			651002	-	214	-	660300	90220361	23	-
620325	90220456	63	-	651005	-	214	-	660301	90220361	23	-
620326	90210391	91	-	651006	-	214	-	660302	90220361	22	-
620327	10260464	56	-	651007	-	214	-	660303	90220361	22	-
	90210294			651804	90220162	197	651006	660304	90220361	22	-
620329	90210397	57	-	651805	90220162	197	651006	660305	90220361	22	-
620336	90260190	50	-	651812	90210045	199	651006	660306	90220361	23	-
620337	90260192	51	-	651813	90210045	199	651006	660307	90220361	23	-

Art.-No.	Spare glas	Page	Sunk pedestal/ Corner plate
660308	90220361	21	-
660310	90220465	21	-
660311	10260370	77	661002
	90210309		
660312	90220430	83	-
660314	90220431	83	-
660316	90220433	64	-
660318	90220434	25	-
660320	10260370	77	661002
	90210309		
660321	10260370	77	661002
	90210309		
660325	90220456	63	-
	90270455		
660326	90210391	91	-
660327	90210294	56	-
660329	90210397	57	-
660336	90260190	50	-
660337	90260192	51	-
660412	90220430	83	-
660414	90220431	83	-
660501	90210095	44	690011
660502	10260142	96	690010
660503	90210095	44	690010
660507	90210309	89	690010
660508	90210309	71	690010
660515	90210145	188	690011
660516	90260143	194	690010
660520	90210116	46	690010
660521	90210096	94	690010
660523	90220108	68	690010
660529	90260144	183	690010
660536	90210045	199	690010
660538	90210061	45	690010
660539	10260373	185	690010
660541	90220172	201	690011
660545	10260370	77	690010
	90210309		
660556	90210258	69	690010
660612	90210116	46	661005
660616	90210132	97	-
660617	90210100	98	-
660618	90220108	68	-
660633	90210095	44	661005
660639	90210061	45	661005
660641	90210061	45	661005
660645	90210307	98	661005
660646	90210307	98	661005
660661	90210094	99	661005
660662	90210094	99	661005
660665	10260142	96	-
660669	90210094	100	661005
660671	90210048	82	-
660672	90210048	82	-
660673	90220110	85	-
660688	90210145	188	661006
660689	90210145	188	661006
660692	90220295	82	-
	90220296		
660698	90210042	44	661006
660800	90260074	42	-
660801	90260075	42	-
660802	90260076	42	-
660807	90220465	21	-
660808	10260250	29	-
660809	10260255	29	-
660810	10260250	29	-
660813	10260255	29	-
660816	10260250	28	-
660817	10260250	28	-
660824	10260250	28	-
660825	10260250	28	-
660843	90220465	21	-

Art.-No.	Spare glas	Page	Sunk pedestal/ Corner plate
660844	90220465	21	-
660845	90220434	25	690011
660848	90220434	25	690011
660850	90260074	42	-
660854	90260075	42	-
660858	90260076	42	-
660861	10260230	27	690011
660862	10260230	27	690011
660863	90220443	59	690011
660864	90220442	53	690011
660880	90220465	21	-
660890	90220361	22	-
660891	90220361	22	-
660892	90220361	22	-
660893	90220361	22	-
660894	90220361	23	-
660895	90220361	23	-
660896	90220361	22	-
660897	90220361	22	-
660898	90220361	22	-
660899	90220361	22	-
661002	-	214	-
661005	-	214	-
661006	-	214	-
661007	-	214	-
661008	-	28	-
661009	-	28	-
661010	-	28	-
661015	-	42	-
661016	-	42	-
661017	-	42	-
661812	90210045	199	661006
661813	90210045	199	661006
661814	90260144	182	661006
661815	90260144	182	661006
661816	90260144	182	661006
661818	90220172	200	661006
661819	90220172	200	661006
661824	10260373	184	661005
661825	10260373	184	661005
661831	90260143	194	661005
661832	90260143	194	661005
662000	90210350	67	690010
662002	90210096	94	690010
662003	90210095	44	690011
662005	90210094	99	690010
662009	90210281	93	690010
662010	90210095	44	690010
662012	90210095	44	690010
662015	90210096	94	690010
662016	90220108	68	690010
662019	90210252	87	690010
662026	90210100	98	690010
662029	90210145	189	690011
662030	90210116	46	690010
662031	90210132	97	690010
662032	90210132	97	690010
662038	90220433	64	690010
662040	90210145	189	-
662041	90210145	189	-
662042	10260373	185	690011
662043	90210309	89	690010
662046	90260144	183	-
662047	90210147	100	690011
662052	90210132	97	690011
662053	90210061	43	690010
662054	90210070	43	690010
662065	90220456	63	690010
	90270455		
662070	10260370	77	690010
	90210309		
662072	90220295	82	690010
	90220296		

Art.-No.	Spare glas	Page	Sunk pedestal/ Corner plate
662073	90210147	100	690011
662078	90210048	82	690010
662081	90210094	100	690010
662082	90210048	82	690010
662091	90220441	59	690010
662093	90220440	53	690010
662096	90220444	65	690010
662099	90220172	201	690011
662100	90220358	166	-
662102	-	15	690010
662103	-	14	-
662104	-	14	-
662105	-	14	690010
662106	-	14	690010
662110	90220321	161	-
662111	90220320	161	-
662114	90220355	40	-
662116	90220357	39	-
662118	90220357	39	-
662120	90220111	162	661005
662121	90220111	162	-
662122	-	165	661005
662123	-	165	-
662125	90220111	162	661005
662128	90220109	32	-
662129	-	157	-
662130	-	155	-
662131	90220358	166	661005
662133	-	171	-
662135	90220111	162	-
662137	90220111	156	-
662138	90220165	158	-
662140	-	156	-
662141	90220155	160	661005
662144	90220432	154	-
662153	90220114	167	661005
662154	90220114	167	-
662155	90220159	164	661005
662156	90220159	164	-
662171	90220315	32	-
662173	90220315	40	-
662182	90220338	163	661005
662183	90220338	163	-
662185	90220342	178	-
	90220343		
662186	90220342	178	-
662187	90220343	178	-
662193	90220165	169	-
662197	90220165	168	-
662198	90220165	169	-
662203	10260235	26	690010
662204	10260235	26	690010
662212	10260142	96	690010
662221	90210281	93	690010
662228	90220483	81	690010
662230	90220462	54	690010
662232	90210391	91	690010
662234	10260461	56	690010
	90210294		
662235	90210294	57	690010
	90210397		
662236	90260191	50	690010
662237	90260193	51	690010
662241	90210258	69	690010
662249	90210252	87	690010
662266	90210309	71	690010
662269	10260370	77	690010
	90210309		
662300	90220337	176	-
662301	90220337	176	-
	90220336		
662302	90220336	176	-
662306	90220342	178	-

Art.-No.	Spare glas	Page	Sunk pedestal/ Corner plate	Art.-No.	Spare glas	Page	Sunk pedestal/ Corner plate	Art.-No.	Spare glas	Page	Sunk pedestal/ Corner plate
662307	90220342	178	-	666368	90220378	73	-	680312	90220430	83	-
	90220343			666387	90210107	78	-	680314	90220431	83	-
662308	90220343	178	-	666388	90210118	78	-	680316	90220433	64	-
662309	90220337	176	-	666389	90210154	79	-	680318	90220434	25	-
662310	90220337	176	-	666400	90210392	102	-	680320	10260370	77	681002
	90220437			666401	90210393	102	-		90210309		
662311	90220437	176	-	666402	90210394	102	-	680321	10260370	77	681002
662315	10260461	170	-	666403	90270457	60	-		90210309		
662327	90220436	180	-	666404	90270458	90	-	680325	90270455	63	-
662328	90220435	180	-	666406	90220460	61	-	680326	90210391	91	-
	90220436			670530	90210258	193	690010	680327	10260464	56	-
662329	90220435	180	-	670531	90210258	193	690010		90210294		
662338	90220347	179	-	670532	90220162	197	690011	680329	90210397	57	-
662339	90220346	179	-	670533	90220180	202	690011	680336	90260190	50	-
	90220347			670540	90210045	198	690010	680337	90260192	51	-
662340	90220346	179	-	670542	10260368	187	690010	680412	90220430	83	-
662344	90220347	179	-	670609	90210060	48	671007	680414	90220431	83	-
662345	90220346	179	-	670700	-	208	-	680501	90210095	44	690011
	90220347			670701	-	208	-	680502	10260142	96	690010
662346	90220346	179	-	671002	-	214	-	680503	90210095	44	690010
662347	90220315	159	-	671005	-	214	-	680507	90210309	89	690010
662348	90220315	159	-	671006	-	214	-	680508	90210309	71	690010
662353	90220480	167	661005	671007	-	214	-	680515	90210145	188	690011
662354	90220480	167	-	671804	90220162	197	671006	680516	90260143	194	690010
662370	90220451	177	-	671805	90220162	197	671006	680520	90210116	46	690010
662371	90220451	177	-	671806	90220180	202	671007	680521	90210096	94	690010
662372	90220452	177	-	671807	90220180	202	671007	680523	90220108	68	690010
662380	90220111	155	-	671820	90210045	198	671005	680529	90260144	183	690010
662382	90220111	156	-	671821	90210045	198	671005	680536	90210045	199	690010
662388	90220315	159	-	671822	90210045	198	671005	680538	90210061	45	690010
662410	90220321	161	-	671834	10260368	186	671006	680539	10260373	185	690010
662411	90220320	161	-	671835	10260368	186	671006	680541	90220172	201	690011
662420	90220111	162	661005	671836	10260368	186	671006	680545	10260370	77	690010
662421	90220111	162	-	671840	90210258	192	671005		90210309		
662436	90260191	50	-	671841	90210258	192	671005	680556	90210258	69	690010
662437	90260193	51	-	671842	90210258	192	671005	680612	90210116	46	681005
663000	90210350	67	690010	672014	90210060	48	690010	680616	90210132	97	-
663222	10260367	184	-	672025	90210258	193	690010	680617	90210100	98	-
663229	90220161	200	-	672049	90220180	202	690011	680618	90220108	68	-
664126	10260373	185	690010	672050	90210060	48	690011	680633	90210095	44	681005
664127	10260373	185	690010	672051	90210060	48	690011	680639	90210061	45	681005
664129	90260144	183	690010	672056	90220180	202	690011	680641	90210061	45	681005
664142	90220172	201	690011	673221	10260375	190	-	680645	90210307	98	681005
664147	90220182	201	690011	673225	10260367	187	-	680646	90210307	98	681005
664149	90260143	194	690010	673227	90220163	197	-	680661	90210094	99	681005
666028	90210063	90	-	673228	90220181	202	-	680662	90210094	99	681005
666031	90210064	95	-	674128	90210045	198	690010	680665	10260142	96	-
666034	90210063	93	-	674136	90220162	197	690011	680669	90210094	100	681005
666037	90210064	95	-	674137	90220180	202	690010	680671	90210048	82	-
666040	90210102	84	-	674139	10260368	187	690010	680672	90210048	82	-
666041	90210102	84	-	674141	90210258	193	690010	680673	90220110	85	-
666046	90210064	95	-	676230	90210305	190	-	680688	90210145	188	681006
666047	90210063	92	-	676262	90210348	191	-	680689	90210145	188	681006
666105	90210305	92	-	676263	90210349	191	-	680692	90220295	82	-
666106	90210305	92	-	680210	90220440	53	-		90220296		
666116	90210094	101	-	680211	90220444	65	-	680698	90210042	44	681006
666147	90220317	72	-	680212	90210258	69	-	680800	90260074	42	-
666167	90220377	73	-	680213	90210309	71	-	680801	90260075	42	-
666168	90220378	73	-	680215	90210309	88	681006	680802	90260076	42	-
666199	90210349	86	-	680219	90220441	59	-	680845	90220434	25	690011
666202	90210348	86	-	680221	90210309	88	681006	680848	90220434	25	690011
666208	90210349	66	-	680223	90210309	88	681006	680850	90260074	42	-
666209	90210348	66	-	680225	90270454	74	-	680854	90260075	42	-
666210	90210350	67	-	680230	90220462	54	-	680858	90260076	42	-
666219	90210126	101	-		90270463			680863	90220443	59	690011
666222	90220438	72	-	680231	90270453	80	-	680864	90220442	53	690011
666287	90210107	78	-	680233	90220483	81	-	681002	-	214	-
666288	90210118	78	-	680234	90220483	81	-	681005	-	214	-
666289	90210154	79	-	680235	90220482	75	-	681006	-	214	-
666310	90210350	67	-	680240	90210252	87	-	681007	-	214	-
666322	90220438	72	-	680257	90260079	46	681005	681015	-	42	-
666347	90220317	72	-	680311	10260370	77	681002	681016	-	42	-
666367	90220377	73	-		90210309			681017	-	42	-

Art.-No.	Spare glas	Page	Sunk pedestal/ Corner plate
681812	90210045	199	681006
681813	90210045	199	681006
681814	90260144	182	681006
681815	90260144	182	681006
681816	90260144	182	681006
681818	90220172	200	681006
681819	90220172	200	681006
681824	10260373	184	681005
681825	10260373	184	681005
681831	90260143	194	681005
681832	90260143	194	681005
682000	90210350	67	690010
682002	90210096	94	690010
682003	90210095	44	690011
682005	90210094	99	690010
682009	90210281	93	690010
682010	90210095	44	690010
682012	90210095	44	690010
682015	90210096	94	690010
682016	90220108	68	690010
682019	90210252	87	690010
682026	90210100	98	690010
682029	90210145	189	690011
682030	90210116	46	690010
682031	90210132	97	690010
682032	90210132	97	690010
682038	90220433	64	690010
682040	90210145	189	-
682041	90210145	189	-
682042	10260373	185	690011
682043	90210309	89	690010
682046	90260144	183	-
682047	90210147	100	690011
682052	90210132	97	690011
682053	90210061	43	690010
682054	90210070	43	690010
682065	90220456	63	690010
682070	10260370	77	690010
682072	90220295	82	690010
682073	90210147	100	690011
682078	90210048	82	690010
682081	90210094	100	690010
682082	90210048	82	690010
682091	90220441	59	690010
682093	90220440	53	690010
682096	90220444	65	690010
682099	90220172	201	690011
682100	90220358	166	-
682102	-	15	690010
682105	-	14	690010
682106	-	14	690010
682110	90220321	161	-
682111	90220320	161	-
682120	90220111	162	681005
682121	90220111	162	-
682122	-	165	681005
682123	-	165	-
682125	90220111	162	681005
682129	-	157	-
682130	-	155	-
682131	90220358	166	681005
682133	-	171	-
682135	90220111	162	-
682137	90220111	156	-
682138	90220165	158	-
682140	-	156	-
682141	90220155	160	681005
682144	90220432	154	-
682153	90220114	167	681005
682154	90220114	167	-
682155	90220159	164	681005

Art.-No.	Spare glas	Page	Sunk pedestal/ Corner plate
682156	90220159	164	-
682182	90220338	163	681005
682183	90220338	163	-
682185	90220342	178	-
682186	90220343	-	-
682186	90220342	178	-
682187	90220343	178	-
682193	90220165	169	-
682197	90220165	168	-
682198	90220165	169	-
682212	10260142	96	690010
682221	90210281	93	690010
682228	90220483	81	690010
682230	90220462	54	690010
682232	90210391	91	690010
682234	10260461	56	690010
682235	90210294	57	690010
682236	90260191	50	690010
682237	90260193	51	690010
682241	90210258	69	690010
682249	90210252	87	690010
682266	90210309	71	690010
682269	10260370	77	690010
682300	90220337	176	-
682301	90220336	176	-
682302	90220336	176	-
682306	90220342	178	-
682307	90220342	178	-
682308	90220343	178	-
682309	90220337	176	-
682310	90220337	176	-
682311	90220337	176	-
682315	10260461	170	-
682327	90220436	180	-
682328	90220435	180	-
682329	90220435	180	-
682338	90220347	179	-
682339	90220346	179	-
682340	90220346	179	-
682344	90220347	179	-
682345	90220346	179	-
682346	90220346	179	-
682347	90220315	159	-
682348	90220315	159	-
682353	90220480	167	681005
682354	90220480	167	-
682370	90220451	177	-
682371	90220451	177	-
682372	90220452	177	-
682380	90220111	155	-
682382	90220111	156	-
682388	90220315	159	-
682410	90220321	161	-
682411	90220320	161	-
682420	90220111	162	681005
682421	90220111	162	-
682436	90260191	50	-
682437	90260193	51	-
683000	90210350	67	690010
683222	10260367	184	-
683229	90220161	200	-
684126	10260373	185	690010
684127	10260373	185	690010
684129	90260144	183	690010

Art.-No.	Spare glas	Page	Sunk pedestal/ Corner plate
684142	90220172	201	690011
684147	90220182	201	690011
684149	90260143	194	690010
686028	90210063	90	-
686031	90210064	95	-
686034	90210063	93	-
686037	90210064	95	-
686040	90210102	84	-
686041	90210102	84	-
686046	90210064	95	-
686047	90210063	92	-
686105	90210305	92	-
686106	90210305	92	-
686116	90210094	101	-
686147	90220317	72	-
686167	90220377	73	-
686168	90220378	73	-
686199	90210349	86	-
686202	90210348	86	-
686208	90210349	66	-
686209	90210348	66	-
686210	90210350	67	-
686219	90210126	101	-
686222	90220438	72	-
686287	90210107	78	-
686288	90210118	78	-
686289	90210154	79	-
686310	90210350	67	-
686322	90220438	72	-
686347	90220317	72	-
686367	90220377	73	-
686368	90220378	73	-
686387	90210107	78	-
686388	90210118	78	-
686389	90210154	79	-
686400	90210392	102	-
686401	90210393	102	-
686402	90210394	102	-
686403	90270457	60	-
686404	90270458	90	-
686406	90220460	61	-
690010	-	214	-
690011	-	214	-
690012	-	43	690011
690013	-	43	690011
690014	-	43	690011
690018	-	30	-
690019	-	30	-
690020	-	30	-
690021	-	30	-
690022	-	30	-
690023	-	30	-
690024	-	30	-
690025	-	30	-
690027	-	214	-
690028	-	210	-
690036	-	30, 43	-
690037	-	39	-
690040	-	30	-
690041	-	30	-
690042	-	30	-
690043	-	30	-
690046	-	30	-
690047	-	30	-
690048	-	30	-
690049	-	30	-
690060	-	30	-
690061	-	30	-
690062	-	30	-
690063	-	30	-
690064	-	30	-
690065	-	30	-
690066	-	30	-

Art.-No.	Spare glas	Page	Sunk pedestal/ Corner plate	Art.-No.	Spare glas	Page	Sunk pedestal/ Corner plate	Art.-No.	Spare glas	Page	Sunk pedestal/ Corner plate
690067	-	30	-	690505	90210281	139	690010	691000	-	214	-
690068	-	30	-	690506	10260371	129	690010	691002	-	214	-
690069	-	30	-	690507	90210309	89	690010	691003	-	214	-
690070	-	30	-	690508	90210309	71	690010	691004	-	214	-
690071	-	30	-	690509	90260086	132	690010	691005	-	214	-
690200	90260088	117	-	690521	90210096	94	690010	691006	-	214	-
690201	90260084	133	-	690535	90210309	115	690010	691007	-	214	-
690202	90260089	116	-	690546	10260370	131	690010	691906	90270333	152	-
690203	90260085	132	-		90210309			691907	90270332	152	-
690204	90210294	124	-	690550	10260135	141	690010	692002	90210096	94	690010
690205	90210294	124	691000	690555	90210281	142	690010	692005	90210094	99	690010
690206	90210294	124	691000	690557	90210294	125	690010	692009	90210281	93	690010
690208	90210345	124	691000	690559	90210309	127	690010	692011	90210281	139	690010
690209	90210259	142	-	690560	90260084	133	690010	692015	90210096	94	690010
690210	90220440	53	-	690601	90210258	135	691004	692019	90210252	87	690010
690211	90220444	65	-	690617	90210100	98	-	692026	90210100	98	690010
690213	90210309	71	-	690627	10260135	141	691003	692035	90210309	115	690010
690214	10260371	129	691000	690635	10260270	143	-	692038	90220433	64	690010
690215	90210309	88	691006	690636	10260270	143	-	692043	90210309	89	690010
690216	90210259	144	691004	690645	90210307	98	691005	692044	10260371	129	690010
690219	90220441	59	-	690646	90210307	98	691005	692065	90220456	63	690010
690221	90210309	88	691006	690661	90210094	99	691005	692068	90210309	127	690010
690223	90210309	88	691006	690662	90210094	99	691005	692071	10260370	131	690010
690224	90210043	47	691003	690665	10260142	96	-		90210309		
690225	90270454	74	-	690671	90210048	82	-	692072	90220295	82	690010
690226	90210042	47	691004	690672	90210048	82	-		90220296		
690227	90210043	47	691004	690673	90220110	85	-	692078	90210048	82	690010
690228	90220295	147	-	690691	90210259	142	-	692082	90210048	82	690010
	90220296			690692	90220295	82	-	692090	90260091	116	690010
690230	90220462	54	-		90220296			692091	90220441	59	690010
690231	90270453	80	-	690743	-	205	-	692093	90220440	53	690010
690233	90220483	81	-	690744	-	205	-	692095	90260087	132	690010
690234	90220483	81	-	690755	-	206	-	692096	90220444	65	690010
690235	90220482	75	-	690759	-	210	-	692098	90260084	133	690010
690237	90210259	145	691004	690765	-	204	-	692100	90220358	166	-
690238	90210259	145	691003	690768	-	204	-	692102	-	15	690010
690239	90210281	139	691003	690769	-	204	-	692107	-	16	690010
690240	90210252	87	-	690770	-	206	-	692108	90220327	18	690010
690241	90210281	139	691003	690771	-	205	-	692109	90270330	18	-
690243	90210281	139	691003	690772	-	205	-		90270331		
690251	90210309	127	-	690773	91270205	207	-	692110	90220321	161	-
690252	90210294	143	-	690774	-	207	-	692111	90220320	161	-
690256	90210281	137	691000	690781	-	210	-	692112	90220165	168	-
690258	90210309	127	691000	690785	-	206	-	692115	90220355	40	-
690262	90220382	24	-	690789	-	207	-	692119	-	16	690010
690264	90220383	24	-	690845	90220434	25	690011	692120	90220111	162	691005
690309	10260370	131	691000	690848	90220434	25	690011	692121	90220111	162	-
	90210309			690863	90220443	59	690011	692125	90220111	162	691005
690312	90220430	83	-	690864	90220442	53	690011	692126	90260088	117	-
690314	90220431	83	-	690920	-	212	-	692127	90260084	133	-
690316	90220433	64	-	690921	-	212	-	692130	-	155	-
690318	90220434	25	-	690922	-	212	-	692131	90220358	166	691005
690322	10260370	131	691000	690923	-	212	-	692132	90220369	33	-
	90210309			690924	-	212	-	692133	-	171	-
690323	10260370	131	691000	690925	-	212	-	692135	90220111	162	-
	90210309			690926	-	212	-	692137	90220111	156	-
690324	90210281	137	691000	690927	-	212	-	692138	90220165	158	-
690325	90220456	63	-	690928	-	212	-	692140	-	156	-
	90270455			690929	-	212	-	692141	90220155	160	691005
690326	90210391	91	-	690930	-	212	-	692143	90220432	154	-
690327	10260464	56	-	690931	-	212	-	692144	90220432	154	-
	90210294			690932	-	212	-	692147	-	157	-
690329	90210397	57	-	690940	-	211	-	692149	90220369	33	-
690335	90210309	115	-	690941	-	211	-	692151	90220315	171	-
690336	90260190	50	-	690945	-	211	-	692159	90220339	34	-
690337	90260192	51	-	690946	-	211	-	692160	90220339	34	-
690412	90220430	83	-	690947	-	211	-	692170	90220273	38	-
690414	90220431	83	-	690949	-	210	-	692172	90220315	32	-
690500	90210259	144	690010	690975	-	212	-	692174	90220315	40	-
690502	10260142	96	690010	690976	-	212	-	692175	90220315	34	-
690504	90260090	116	690010	690977	-	212	-	692179	90220369	35	-

Art.-No.	Spare glas	Page	Sunk pedestal/ Corner plate
692182	90220338	163	691005
692183	90220338	163	-
692185	90220342	178	-
	90220343		
692186	90220342	178	-
692187	90220343	178	-
692188	90220315	34	-
692193	90220165	169	-
692197	90220165	168	-
692198	90220165	169	-
692200	-	17	-
692212	10260142	96	690011
692213	10260135	141	690010
692221	90210281	93	690010
692226	90210258	135	690010
692228	90220483	81	690010
692230	90220462	54	690010
	90270463		
692232	90210391	91	690010
692233	90210281	142	690010
692234	10260461	56	690010
	90210294		
692235	90210294	57	690010
692236	90260191	50	690010
692237	90260193	51	690010
692244	90210294	125	690010
692246	90210281	139	690010
692249	90210252	87	690010
692250	90220295	147	-
	90220296		
692256	90210259	144	690010
692257	90210259	145	690010
692261	90210042	47	690010
692264	90210281	137	690010
692265	90210281	137	690010
692266	90210309	71	690010
692272	10260370	131	690010
	90210309		
692300	90220337	176	-
692301	90220336	176	-
	90220337		
692302	90220336	176	-
692303	90220337	174	-
692304	90220336	174	-
	90220337		
692305	90220336	174	-
692306	90220342	178	-
692307	90220342	178	-
	90220343		
692308	90220343	178	-
692309	90220337	176	-
692310	90220337	176	-
	90220437		
692311	90220437	176	-
692312	90220337	172	-
692313	90220337	172	-
	90220437		
692314	90220437	172	-
692315	10260461	170	-
692327	90220436	180	-
692328	90220435	180	-
	90220436		
692329	90220435	180	-
692330	90220436	180	-
692331	90220435	180	-
	90220436		
692332	90220435	180	-
692335	90220347	175	-
692336	90220346	175	-
692337	90220346	175	-
692338	90220347	179	-

Art.-No.	Spare glas	Page	Sunk pedestal/ Corner plate
692339	90220346	179	-
	90220347		
692340	90220346	179	-
692341	90220347	175	-
692342	90220346	175	-
	90220347		
692343	90220346	175	-
692344	90220347	179	-
692345	90220346	179	-
	90220347		
692346	90220346	179	-
692347	90220315	159	-
692348	90220315	159	-
692370	90220451	177	-
692371	90220451	177	-
	90220452		
692372	90220452	177	-
692373	90220451	173	-
692374	90220451	173	-
	90220452		
692375	90220452	173	-
692380	90220111	155	-
692382	90220111	156	-
692388	90220315	159	-
692410	90220321	161	-
692411	90220320	161	-
692420	90220111	162	691005
692421	90220111	162	-
692422	90220481	37	-
692423	90220481	37	-
692436	90260191	50	-
692437	90260193	51	-
693300	-	17	-
696000	-	152	-
696002	90210154	151	-
696003	90220296	151	-
696008	-	152	-
696009	-	152	-
696015	90270467	150	-
696016	90270469	150	-
696017	90210154	151	-
696058	90210118	126	-
696060	90210118	122	-
696101	90210118	122	-
696109	90210107	126	-
696112	90210094	148	-
696115	90210126	113	-
696117	90210325	113	-
696119	90210107	138	-
696123	90210102	146	-
696124	90210102	146	-
696127	90210094	148	-
696131	90210293	118	-
696132	90220301	110	-
696133	90220302	110	-
696140	90210107	123	-
696141	90210107	138	-
696142	90220318	119	-
696143	90220319	119	-
696144	90210107	126	-
696146	90220317	119	-
696147	90220317	72	-
696150	90220334	111	-
696151	90220335	111	-
696152	90220306	110	-
696164	90220377	114	-
696165	90220378	114	-
696166	90220379	114	-
696167	90220377	73	-
696168	90220378	73	-
696174	90210305	149	-


Art.-No.	Spare glas	Page	Sunk pedestal/ Corner plate
696175	90210305	148	-
696178	90210154	136	-
696180	90210154	140	-
696187	90210118	120	-
696188	90210118	120	-
696191	90210348	123	-
696193	90210348	120	-
696199	90210349	86	-
696200	90210350	118	-
696202	90210348	86	-
696203	90210351	115	-
696205	90210348	118	-
696208	90210349	66	-
696209	90210348	66	-
696214	90220303	110	-
696217	90210154	121	-
696219	90210126	101	-
696222	90220438	72	-
696223	90210107	123	-
696224	90210107	126	-
696278	90210154	136	-
696280	90210107	128	-
696281	90210118	128	-
696282	90210154	121	-
696283	90210154	121	-
696284	90210392	112	-
696285	90210393	112	-
696286	90210394	149	-
696287	90210107	78	-
696288	90210118	78	-
696289	90210154	79	-
696300	90210350	118	-
696303	90210351	115	-
696314	90220303	110	-
696315	90210126	113	-
696317	90210325	113	-
696322	90220438	72	-
696332	90220301	110	-
696333	90220302	110	-
696342	90220318	119	-
696343	90220319	119	-
696346	90220317	119	-
696347	90220317	72	-
696350	90220334	111	-
696351	90220335	111	-
696352	90220306	110	-
696355	90270468	113	-
696356	90270470	149	-
696364	90220377	114	-
696365	90220378	114	-
696366	90220379	114	-
696367	90220377	73	-
696368	90220378	73	-
696384	90210392	112	-
696385	90210393	112	-
696386	90210394	149	-
696387	90210107	78	-
696388	90210118	78	-
696389	90210154	79	-
696390	90210154	121	-
696391	90210154	121	-
696400	90210392	102	-
696401	90210393	102	-
696402	90210394	102	-
696403	90270457	60	-
696404	90270458	90	-
696406	90220460	61	-
696407	90210396	134	-
696408	90210395	134	-
90750309	-	217	-

Since June 2014
B+M Leuchten belongs to
the Albert-Group.


matting



grinding



mounting



B+M LEUCHTEN

1979 a vision becomes reality.

Gerd Bonus was motivated to establish the company B+M Leuchten by his love of craftwork and high quality standards. Thanks to huge amounts of idealism, enthusiasm and four employees, his first collection came into being shortly afterwards: a range of classic screen lighting with the highest quality in every detail. High standards have remained a top priority in the company to the present day, and in 2003 this was rewarded with certification in accordance with DIN EN ISO 9001:2008.



attention to detail



metal workers



varnishing



solid brass

Each lamp is a masterpiece.

Our products stand for the harmonious synthesis of smart, contemporary designs and practical functionality, paired with exceptional technical expertise!

Creativity is also an important driving force: we manufacture all of our lights in-house based on our own ideas – from design, through development and production, to final assembly and packing – with us, everything is done under one roof. We have always exclusively manufactured individual lamps and small batches by hand, right down to the last detail. For our products, we use high-quality materials such as solid brass, stainless steel and hand-blown opal glass, as well spun glass developed especially for us. Surfaces are finished in chrome, brass and nickel. Our perfect surface finishes and absolute technical precision guarantee perfect products that are second to none – true masterpieces! A claim that all of our highly-qualified employees conscientiously transfer to their work. Even when it comes to the electronic components and transformers, only the best “made in Germany” quality is used. From pre-production onwards, every product undergoes several quality checks to ensure that it leaves our manufacturing facility in perfect condition.

OUR QUALITY PROMISE TO YOU

High-quality materials, state-of-the-art technology and excellent craftsmanship are the basis for renowned company B+M Leuchten. Whether it's a series production or a one-off piece – each lamp is made with attention to detail and the highest precision.

We are proud to say that B+M lamps are “hand-made in Germany”.

GEBRÜDER ALBERT LEUCHTEN GMBH & CO. KG

Quality

Quality is our first priority! We only use selected materials, which also stand firm against the increased pressure on the environment. For example aluminium, brass, stainless steel, synthetic resin varnish, silicat-, acrylic- and impact-resistant glasses. Our products are permanently under examinations. This is the guarantee for our national and international customers, wholesalers and communities to buy high albert-quality.

Colours

Our products made of aluminium can be varnished in all colours according RAL- or DB-cards (DIN 67530, matt). Our standard-items are available in the following colours:

- 60.... = black-silver
- 62.... = bicolor: stainless steel / anthracite or silver / anthracite
- 65.... = brown-brass
- 66.... = black = RAL 9005
- 67.... = white-gold
- 68.... = white = RAL 9002
- 69.... = silver = RAL 9006

Special shapes

Because of our high-qualified employees in our developmentdepartment, the technical labor and the construction we are in the position to develop individual solutions for our customers. We are able to realize them briefly because of our own production. This is not especially for modified assembly or special colours but also for writings, signs and emblems to the print of a complete newdevelopment according your details.

Property right

We have protected some of our products with trademarks, design patents or utility patents. Legal action will be taken against any violations of trademark laws or if our layout and text is used without our written approval.

Safety

The lamps, shown in this catalogue, and also special models have been developed and produced according the european regulations EN 60598/VDE 0711. The items are tested respectively are announced for testing. It takes part of it that the lamps are stipulated. All deviations should be discussed with us. In case that our products are changed by third, they will be the manufacturer.

Please note that generally compact fluorescent lamps react differently dependent on the temperature. So the behaviour is quite different in outdoor- than in indoor lamps.

Our information due to surface temperature of our ground recessed lamps are based on the use outside ($t_a=15^\circ\text{C}$) according EN 60598.

Plannings

We are always pleased to advise you in planning your lighting installations. According exact details of your plans in form of scale diagrams with information on the purpose to which the illuminated area will be put, we will develop your individual lighting-concept.

It is our pleasure to be your partner in light!



TERMS AND CONDITIONS OF SALE AND DELIVERY

The "General Terms and Conditions of Sale and Delivery for Products and Services of the Electrical Industry" of ZVEI (Zentralverband Elektrotechnik- and Elektronikindustrie e.V.) apply exclusively to all offers, services and sales, as does the prevailing supplementary clause "Extended Reservation of Title". Differing conditions or amendments are only applicable if confirmed by us in writing. The following Terms and Conditions of Sale and Delivery additionally apply:

1. In principle, the prices quoted in our price list and in our offers are subject to change.
2. The prices valid on the day of delivery shall prevail. We must reserve the right to correct prices if the cost situation changes. Our prices are ex-works and exclusive of packaging, which is at cost price and is non-returnable.
3. Notwithstanding the „General Terms and Conditions of Delivery for Products and Services of the Electrical Industry“ (ZVEI), compensation claims for delayed delivery are excluded in cases where delayed delivery is a result of only slight negligence on our part. In the case of an infringement of significant contractual obligations, compensation is restricted to contractually foreseeable damages. Delivery – including carriage paid delivery – shall be at the buyer's risk; goods shall be deemed accepted when they leave the works. Unless there are any special instructions for delivery, goods shall be conveyed at our discretion, without any obligation to use the cheapest and safest delivery method.
4. The delivered goods shall remain our property until all outstanding payment has been made. In the event of a resale, the buyer shall assign all rights to us until all receivables are fulfilled. We expressly reserve the right to carry out delivery subject to payment in advance or a security if it emerges that our payment claim is at risk. Furthermore, we can cancel a confirmed order if the buyer has not fulfilled his obligations from earlier deliveries.
5. Our invoices are payable within 14 days with a 2% discount, or within 30 days net. A discount deduction is conditional upon the buyer not being culpably in arrears with other payment obligations and upon the supplier's account being credited with the invoice amount within the agreed deadline for payment. We are entitled to calculate late payment interest if deadlines are missed. If, in exceptional cases, bills of exchange are taken as payment, this shall in no way be deemed a cash payment. Discount and bill of exchange charges shall be at the debtor's expense.
6. Operational disruption caused by unforeseeable events and force majeure, including unforeseeable events and force majeure affecting our suppliers and sub-suppliers, shall release us from the delivery obligations as entered into. The buyer is not entitled to cancel the order for reasons of this nature..
7. Claims will only be considered if they are made in writing within 10 days of receipt of goods. As supplier, we can only examine and acknowledge any complaints lodged by the user in terms of their validity. Therefore, our client is not entitled to allow free replacement without prior consultation with us and without our consent, since claims often lodged by users are rejected by the manufacturer and/or are the fault of the user. Furthermore, in terms of any claims for compensation made by the purchaser against us, in the event that the client/clients of the purchaser legitimately claims supplementary performance from the purchaser, the purchaser shall give us the opportunity to carry out the supplementary performance ourselves before the purchaser incurs expenses elsewhere. The purchaser must extend this obligation to its clients. Should the purchaser fail to do so, we reserve the right to reduce the expenses to the amount that we would have incurred by carrying out the supplementary performance ourselves. §443 BGB shall remain unaffected. Furthermore, we shall not be liable reimburse expenditure for supplementary performance costs of the purchaser to its client if the purchase fails to legitimately refuse supplementary performance. For services, for example light planning or consultations, that we perform free of charge, we shall assume no liability for consequential damages in the event of any defect.
8. If there is a change in materials used and/or in the decor, shape and construction, or if our suppliers cease production, we may refuse delivery or deliver replacement items without the buyer's consent to the extent that this is reasonable to the buyer in any individual case. Where planning and consultancy services are provided by us free of charge, we accept no liability for consequential damages for any faults. If, in any individual case, such designs ought to become a condition or form part of a delivery or service on our part, these designs must be expressly agreed in writing.
9. Returns are only permitted if we have given our prior agreement. Undamaged goods in their original packaging shall be credited to a maximum of 70% of their value. Processing, packaging and transport costs incurred by us shall also be deducted. Customised products and special electrical equipment are not returnable.
10. The lights manufactured by us comply with VDE regulations 0711 and/ or EN 60598. Inappropriate use of lights and additional parts, as well as alterations made to our lights without our express written consent, shall release us from all obligations in the event of damage.
11. The buyer shall undertake to ensure that the delivered products are disposed of in accordance with ElektroG. The buyer shall transfer this obligation to his contracting partner when reselling products.
12. The place of fulfilment and place of jurisdiction is Unna, Federal Republic of Germany. German law applies to contractual relationships.



Gebrüder Albert GmbH & Co. KG

Hanns-Martin-Schleyer-Straße 1
58730 FRÖNDENBERG
DEUTSCHLAND

P.O. 1161
58717 FRÖNDENBERG
DEUTSCHLAND
P +49 (0) 23 73 / 97 81-0
F +49 (0) 23 73 / 97 81-81
info@gebr-albert.de
www.gebr-albert.de

